

Overview

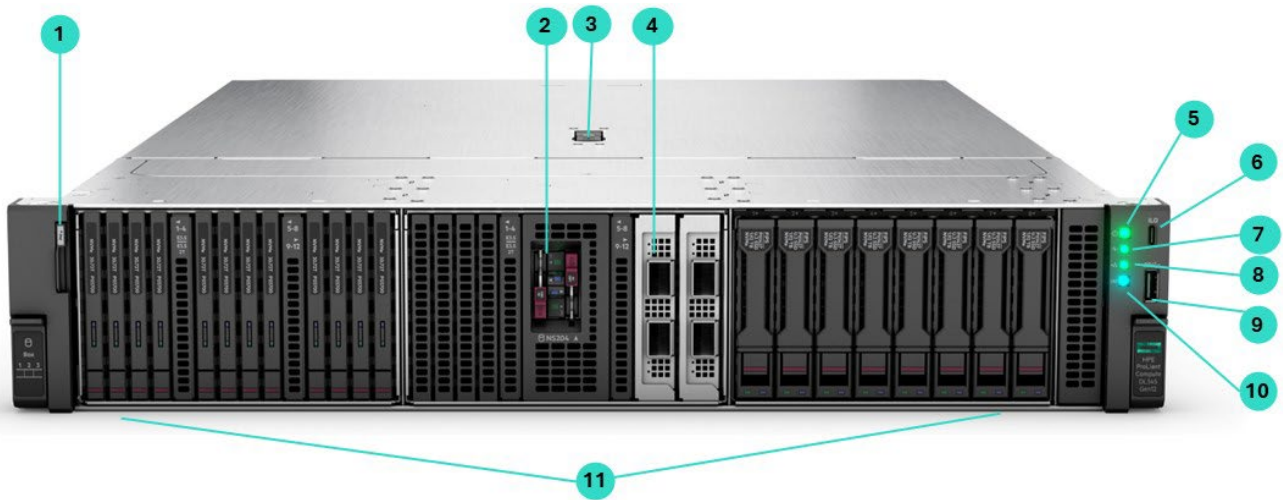
Shape the Future of QuickSpecs – Your Input Matters

HPE ProLiant Compute DL345 Gen12

Are you looking for a single-socket scalable server solution to power your virtualized data-intensive, large-capacity memory workloads?

The HPE ProLiant DL345 Gen12 server is a scalable 2U 1P solution that delivers exceptional compute performance and large capacity storage options at 1P economics. This efficient and workload-optimized solution is ideal for Virtualization, SDS, and Data management.


Powered by 5th Generation AMD EPYC™ Processors with up to 192 cores, increased memory bandwidth (up to 6 TB), high-speed PCIe Gen5 I/O and EDSFF storage, up to 12LFF/ 24 SFF/ 36 EDSFF, and up to 4 double-width GPUs at the front, this server is a superb single-socket 2U solution for your data-intensive workloads



Front View - SFF/EDSFF CTO Server

- | | |
|---|--|
| 1. Serial number pull tab | 7. Health LED |
| 2. Optional NS204i-u hot-plug NVMe boot device | 8. NIC status LED |
| 3. Quick removal access panel | 9. USB 3.2 Gen 1 port |
| 4. Optional front OCP 3.0 slots | 10. Unit ID button/ LED |
| 5. Power On/Standby button and system power LED | 11. Front multi-purpose cage, Box 1 to 3 |
| 6. iLO Service Port | |

Overview

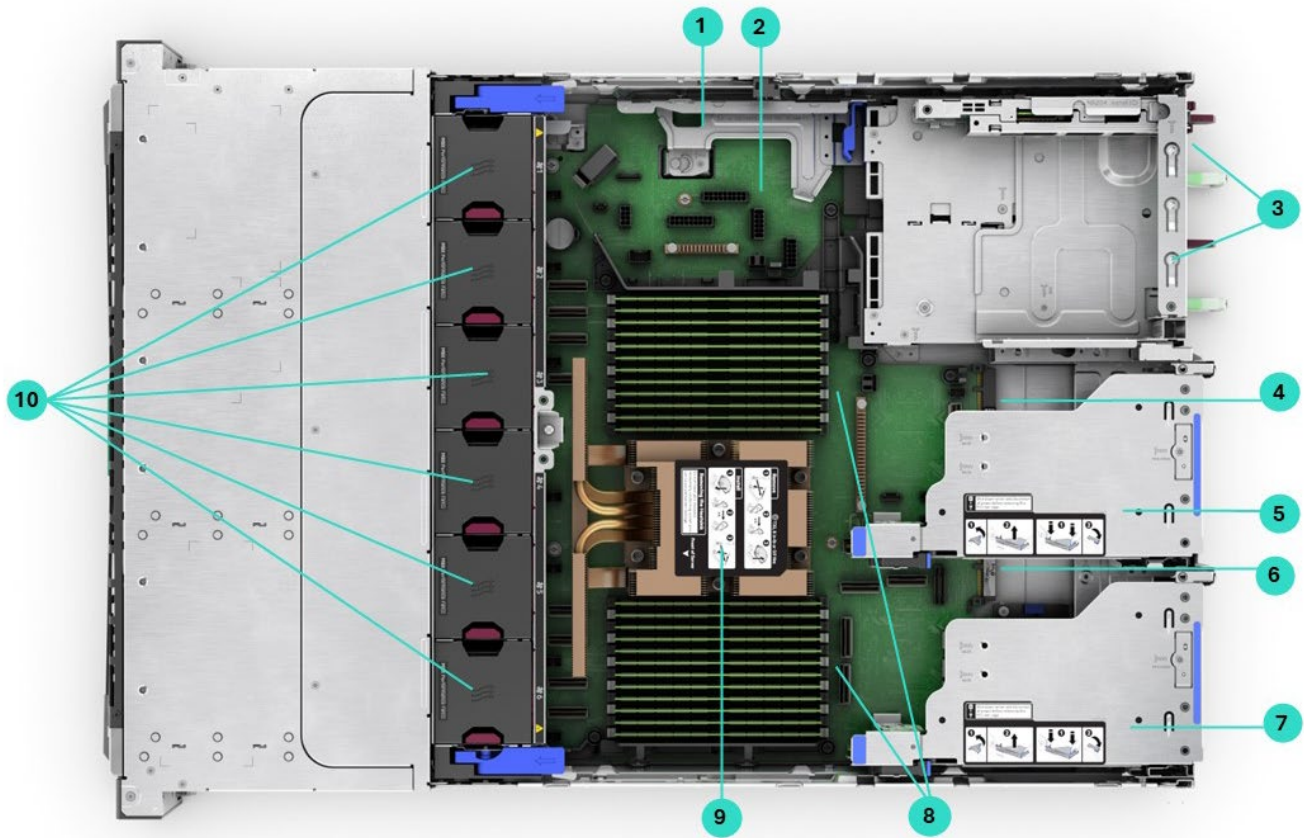


Front View - 8LFF CTO Server

- | | |
|---|-------------------------------------|
| 1. Serial number pull tab | 7. Health LED |
| 2. Optional 2SFF SAS/SATA/NVMe drive cage | 8. NIC status LED |
| 3. Quick removal access panel | 9. USB 3.2 Gen1 port |
| 4. Optional optical drive and DisplayPort | 10. Unit ID button/ LED |
| 5. Power On/Standby button and system power LED | 11. Default 8LFF SAS/SATA drive bay |
| 6. iLO Service Port | |



Overview



Internal View


- | | |
|--|---|
| 1. Megacell battery holder | 6. OCP 3.0 Slot A (under) |
| 2. Storage backplane power connectors | 7. Primary PCIe 5.0 Risers |
| 3. Up to two HPE M-CRPS Power Supplies (under) | 8. 24 DDR5 DIMM slots ¹ |
| 4. OCP 3.0 Slot B (under) | 9. Processor and heat sink ² |
| 5. Secondary PCIe 5.0 Risers | 10. Hot-plug fans ³ |

Notes:

- ¹Fully populated 24 DIMMs shown
- ²Performance heat sink shown. Optional: Standard heat sink.
- ³6 Performance fans shown. Optional: Standard fans



Overview



Rear View

- | | |
|---|--|
| <ol style="list-style-type: none"> 1. Primary PCIe 5.0 Risers¹ 2. Secondary PCIe 5.0 Risers² 3. Optional NS204i-u hot-plug NVMe boot device 4. HPE M-CRPS Power Supplies 1 and 2³ 5. Optional Serial port | <ol style="list-style-type: none"> 6. Optional OCP 3.0 Slot B 7. Default OCP 3.0 Slot A 8. Dedicated iLO management port 9. USB 3.1 Gen1 Ports (2) 10. Video (VGA) port |
|---|--|

Notes:

- ¹PCIe Slots 1,2,3 top to bottom.
- ²PCIe Slots 4,5,6 top to bottom.
- ³Power Supply 2 is optional

What's New:

- All new DL345 Gen12
- New 5th Generation AMD EPYC™ Processors, up to 192 cores, 500W, and 512MB of L3 Cache.
- New 24 DIMM slots - up to 6 TB.
- New HPE Integrated Lights-Out 7 (iLO 7) server management.
- New NS204i-u hot-pluggable NVMe boot device, at front or rear of the chassis.
- New flexible drive cage design, supporting mixing between SFF and EDSFF drive bays.
- New front OCP 3.0 slots capability.
- New GPU support, up to six single-width or four double-width GPUs.

Platform Information

Form Factor

- 2U rack

Chassis Types

- 24 SFF Basic Carriers (BC) drive cages, or 36 E3.S drive cages (support mixing configuration).
- 8 LFF with optional 4 LFF drive bay or optical drive.
- 4 Single-Width or 4 Double-Width GPUs with 8 EDSFF or 8 SFF drive bays.

System Fans

- Choice of Standard Fan and Performance Fan Kit.

Notes:

- The HPE DL345 Gen12 supports up to 6 fans with fan redundancy. One fan rotor failure will place the server in degraded mode, but it will be fully functional. Two fan rotor failures could provide a warning of an imminent server shutdown.
- Each Fan kit is designed to operate in different configurations. For more information, please refer to the Power and Cooling options portion of the Core Options section.

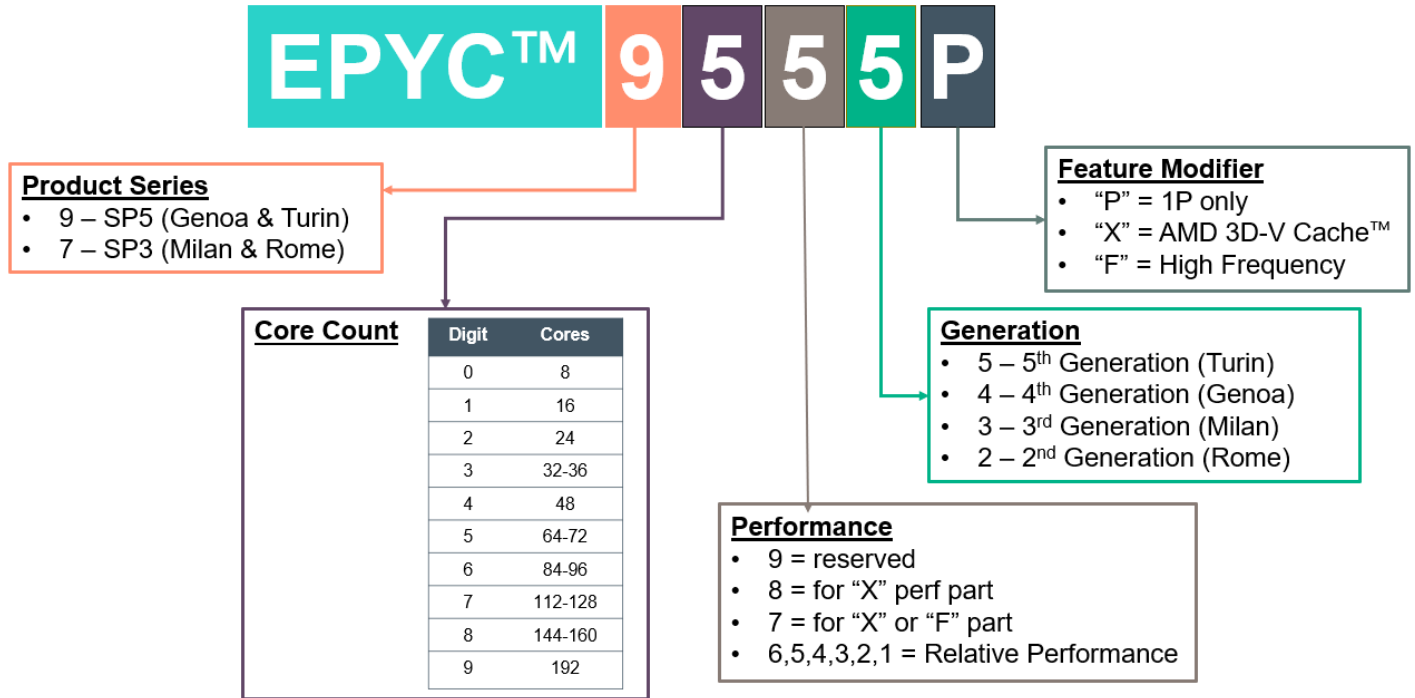


Standard Features

Processors – One of the following, depending on the model.

Notes: For more information regarding AMD EPYC processors, please see the following:

<https://www.amd.com/en/products/processors/server/epyc/9005-series.html>



5 th Gen AMD EPYC Processor	Cores	Base Frequency	Max Frequency	Max Memory	Wattage	L3 Cache (MB)	Memory
EPYC 9965	192	2.25 GHz	3.7 GHz	6TB	500	384	6400MT/s
EPYC 9845	160	2.1 GHz	3.7 GHz	6TB	390	320	6400MT/s
EPYC 9825	144	2.2 GHz	3.7 GHz	6TB	390	384	6400MT/s
EPYC 9755	128	2.7 GHz	4.1 GHz	6TB	500	512	6400MT/s
EPYC 9745	128	2.4 GHz	3.7 GHz	6TB	400	256	6400MT/s
EPYC 9645	96	2.3 GHz	3.7 GHz	6TB	320	256	6400MT/s
EPYC 9655P	96	2.6 GHz	4.5 GHz	6TB	400	384	6400MT/s
EPYC 9565	72	3.15 GHz	4.3 GHz	6TB	400	384	6400MT/s
EPYC 9535	64	2.4 GHz	4.3 GHz	6TB	300	256	6400MT/s
EPYC 9575F	64	3.3 GHz	5 GHz	6TB	400	256	6400MT/s
EPYC 9555P	64	3.2 GHz	4.4 GHz	6TB	360	256	6400MT/s
EPYC 9475F	48	3.65 GHz	4.8 GHz	6TB	400	256	6400MT/s
EPYC 9455P	48	3.15 GHz	4.4 GHz	6TB	300	256	6400MT/s
EPYC 9365	36	3.4 GHz	4.3 GHz	6TB	300	192	6400MT/s
EPYC 9335	32	3 GHz	4.4 GHz	6TB	210	128	6400MT/s
EPYC 9375F	32	3.8 GHz	4.8 GHz	6TB	320	256	6400MT/s
EPYC 9355P	32	3.55 GHz	4.4 GHz	6TB	280	256	6400MT/s
EPYC 9255	24	3.25 GHz	4.3 GHz	6TB	200	128	6400MT/s
EPYC 9275F	24	4.1 GHz	4.8 GHz	6TB	320	256	6400MT/s
EPYC 9135	16	3.65 GHz	4.3 GHz	6TB	200	64	6400MT/s
EPYC 9115	16	2.6 GHz	4.1 GHz	6TB	125	64	6400MT/s
EPYC 9175F	16	4.2 GHz	5 GHz	6TB	320	512	6400MT/s
EPYC 9015	8	3.6 GHz	4.1 GHz	6TB	125	64	6400MT/s



Standard Features

Notes:

- 6096-pin LGA SP5 socket type, 128 PCIe 5.0 Lanes per processor.
- All 5th-generation AMD EPYC processors can support up to 6TB of memory each under 2DPC, 12 channels per processor.
- The wattage information indicates the processor's default cTDP (Configurable TDP).

Chipset

No chipset – System on Chip (SoC) design.

On System Management Chipset

HPE iLO 7 ASIC

Notes: Read and learn more in the [iLO QuickSpecs](#)

Memory

- 12 channels DDR5 per socket.
- 2 DIMMs per channel (2DPC), 24 DIMM slots in total.
- DDR5 – Up to 5200MT/s 1DPC or 4400MT/s 2DPC.
- 6TB maximum memory per processor.
- VR-on-DIMM Architecture.
- RAS – Advanced ECC, Mirroring, and ADDDC.

Type	HPE DDR5 Smart Memory Registered (RDIMM)
DIMM Slots Available	24 DIMM slots per processor, 12 channels per processor, 2 DIMMs per channel
Maximum capacity (RDIMM)	3.0 TB 12 x 256 GB RDIMM @ 5200 MT/s at 1DPC 6.0 TB 24 x 256 GB RDIMM @ 4000 MT/s at 2DPC

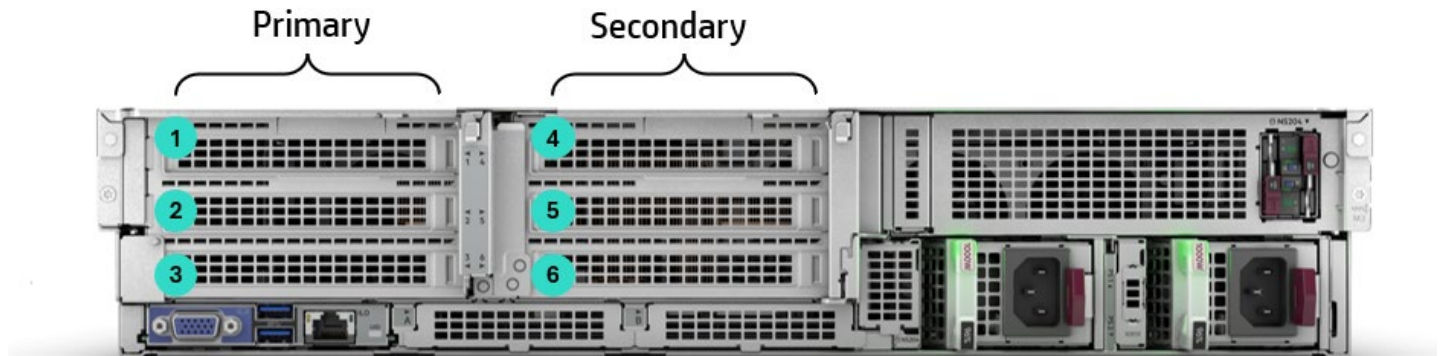
Notes:

- All processors support up to 6TB of memory per server.
- LRDIMM and Persistent Memory are not supported.
- For additional information, please refer to the [HPE DDR5 Smart Memory QuickSpecs](#)
- For the Memory Population Rules and Guidelines with AMD EPYC 9005 series processors, please refer to: <https://www.hpe.com/psnow/doc/a50007481enw>



Standard Features

Expansion Slots



Slots #	Technology	Bus Width	Connector Width	Slot Form Factor
1 (Optional)	PCIe 5.0	X16	X16	Full-height, Half-length slot
2 (Optional)	PCIe 5.0	X16	X16	Full-height, Half-length slot
3 (Optional)	PCIe 5.0	X16	X16	Full-height, Half-length slot
4 (Optional)	PCIe 5.0	X16	X16	Full-height, Half-length slot
5 (Optional)	PCIe 5.0	X16	X16	Full-height, Half-length slot
6 (Default)	PCIe 5.0	X16	X16	Full-height, Half-length slot
OCP A (Default)	PCIe 5.0	X16	X16	OCP 3.0
OCP B (Optional)	PCIe 5.0	X8 or X16	X16	OCP 3.0
Front Primary OCP	PCIe 5.0	X16	X16	OCP 3.0
Front Secondary OCP	PCIe 5.0	X16	X16	OCP 3.0

Notes:

- Both rear OCP slots (slots A and B) and the front Primary OCP slot (Box 2 Bay 9) support shared-NIC and WOL (Wake on LAN) functions. Front Secondary OCP (Box2 Bay11) only supports WOL without the shared-NIC function.
- Bandwidth of the OCP B slot depends on the number of enablement kits selected.

Storage Controllers

Boot Device

- HPE NS204i-u v2 NVMe Hot Plug Boot Optimized Storage Device
- HPE NS204i-u v2 960GB NVMe Hot Plug Boot Optimized Storage Device
- HPE NS204i-u v2 960GB NVMe SED Hot Plug Boot Optimized Storage Device

Notes:

- x4 PCIe Gen3.0 OS Boot device includes 2x M.2 NVMe SSDs, with preconfigured hardware RAID1
- For additional information, please see the [HPE OS Boot Device Options QuickSpecs](#) or [HPE NS204i Boot Device User Guide](#).

HPE Hardware RAID Controller Options

- HPE MR216i-p Gen11 x16 Lanes without Cache PCI SPDM Plug-in Storage Controller
- HPE MR216i-o Gen11 x16 Lanes without Cache OCP SPDM Storage Controller
- HPE MR408i-o Gen11 x8 Lanes 4GB Cache OCP SPDM Storage Controller
- HPE MR408i-p Gen11 x8 Lanes 4GB Cache OCP SPDM Storage Controller



Standard Features

- HPE MR416i-o Gen11 x16 Lanes 8GB Cache OCP SPDM Storage Controller
- HPE MR416i-p Gen11 x16 Lanes 8GB Cache PCI SPDM Plug-in Storage Controller

Notes: For additional details, please visit: [HPE Compute MR Controllers QuickSpecs](#)

Internal Storage Devices

Optical Drive

- Available on all CTO Servers as an option.

Drives

- No ship standard

Maximum Internal Storage		
	Capacity	Configuration
Hot Plug LFF SAS HDD	288 TB	12 x 24 TB
Hot Plug LFF SATA HDD	288 TB	12 x 24 TB
Hot Plug SFF SAS SSD	368.64 TB	24 x 15.36 TB
Hot Plug SFF SATA SSD	184.32 TB	24 x 7.68 TB
Hot Plug SFF NVMe PCIe U.3 SSD	368.64 TB	24 x 15.36 TB
Hot Plug EDSFF E3.S 1T NVMe SSD	1105.92 TB	36 x 30.72 TB

Interfaces

Serial	1 optional port - rear
Video Port	1 standard VGA Port - rear
Network Ports	None. Choice of OCP or stand-up card, supporting a wide range of NIC adapters
HPE iLO Remote Mgmt Port	1 1Gb Dedicated - rear
Front iLO Service Port	1 standard via USB Type-C port
USB 3.2 Gen1	4 standard on all models: 1 front, 2 rear, 1 internal

Graphics

Integrated Video Standard

- Video modes up to 1920 x 1200@60Hz (32 bpp)
- 16MB Video Memory

Power Supply

- HPE 1000W M-CRPS Titanium Hot Plug Power Supply Kit
- HPE 1500W M-CRPS Titanium Hot Plug Power Supply Kit
- HPE 2400W M-CRPS Titanium Hot Plug Power Supply Kit
- HPE 3200W M-CRPS Titanium Hot Plug Power Supply Kit

HPE Modular Common Redundant (M-CRPS) Power Supplies are newly designed to comply with Open Compute Project (OCP) specifications. They feature new form factors, increased power output, and enhanced serviceability and manageability.

HPE M-CRPS Power Supplies are Titanium-rated, 96% efficient, and offer capacities up to 3200W, allowing users to right-size the power supplies for their specific server configurations. This flexibility helps reduce power waste, lower overall energy costs, and avoid trapped power capacity in the data center.

For more information, please visit [HPE Modular Common Redundant Power Supplies QuickSpecs](#)



Standard Features

Beginning on January 1st, 2024, units sold into the European Union (EU), European Economic Area (EEA), the United Kingdom, Ireland, Switzerland, or Turkey must include more efficient AC power supplies: 94% for multi-output and 96% for single-output. HPE M-CRPS supplies are 96% efficient, thus meeting the requirements.

For information regarding the European Union ErP Lot 9 Regulation, visit the [Industry Standard Compliance](#) section.

To review the power requirements for your selected system, please visit the [HPE Power Advisor](#)

Operating Systems and Virtualization Software Support for HPE Servers

HPE servers are designed for seamless integration with partner Operating Systems and Virtualization Software. By collaborating closely with our partners, we ensure their products are optimized, certified, and fully supported within your HPE server environment. Access the certified and supported servers for each of the OS and Virtualization software: [HPE Servers Support & Certification Matrices](#)

Certification Matrices

Notes: Minimum required version includes all future updates of the indicated release unless a maximum is listed in the Notes

Industry Standard Compliance

- ACPI 6.1 Compliant
- PCIe 5.0 Compliant
- WOL Support
- Microsoft® Logo certifications
- PXE Support
- VGA
- DisplayPort

Notes: Support from the optional Universal Media Bay

- USB 3.2 Gen 1 Compliant
- USB 2.0 Compliant
- Energy Star 4.0
- SMBIOS 3.1
- UEFI 2.7
- UEFI Class 3
- Redfish API
- IPMI 2.0
- Secure Digital 2.0
- Advanced Encryption Standard (AES)
- Triple Data Encryption Standard (3DES)
- SNMP v3
- TLS 1.2
- DMTF Systems Management Architecture for Server Hardware Command Line Protocol (SMASH CLP)
- Active Directory v1.0
- ASHRAE A3/A4

Notes: For additional technical, thermal details regarding ambient temperature, humidity, and feature support, please visit [Extended Ambient Temperature Guidelines](#)

- APML 1.0
-

Embedded Management

HPE Integrated Lights-Out (HPE iLO)

Monitor your servers for ongoing management, service alerting, reporting, and remote management with HPE iLO.

Learn more at <http://www.hpe.com/info/iLO>.

UEFI

Configure and boot your servers securely with industry-standard Unified Extensible Firmware Interface (UEFI).



Standard Features

Intelligent Provisioning

Hassle-free server and OS provisioning for 1 or more servers with Intelligent Provisioning.

Learn more at https://support.hpe.com/hpesc/public/docDisplay?docId=c04465280&docLocale=en_US

iLO RESTful API

iLO RESTful API is DMTF Redfish API implementation and offers simplified server management automation such as configuration and maintenance tasks based on modern industry standards. Learn more at <http://www.hpe.com/info/restfulapi>.

OpenBMC Support

OpenBMC Capable through iLO6 Transfer of Ownership Process.

Learn more at [OpenBMC enablement on HPE ProLiant servers | HPE](#)

HPE Server UEFI

Unified Extensible Firmware Interface (UEFI) is an industry standard that provides better manageability and more secure configuration than the legacy ROM while interacting with your server at boot time. HPE ProLiant Gen11 servers have a UEFI Class 3 implementation.

UEFI enables numerous new capabilities specific to HPE ProLiant servers such as

- Secure Boot and Secure Start enable enhanced security
- Operating system specific functionality
- Support for > 2.2 TB (using GPT) boot drives
- USB 3.1 Gen1 Stack
- Embedded UEFI Shell
- Mass Configuration Deployment Tool using iLO RESTful API that is Redfish API Conformant
- PXE boot support for IPv6 networks
- Workload Profiles for simple performance optimization
- Embedded TPM Support

UEFI Boot Mode only

- NVMe Boot Support
- iSCSI Software Initiator Support.
- HTTP/HTTPs Boot support as a PXE alternative.
- Boot support for option cards that only support a UEFI option ROM

Notes:

- For UEFI Boot Mode, boot environment and OS image installation should be configured properly to support UEFI
- TPM is embedded on the DC-SCM and does not require additional option kit selection to enable this function.

Server Utilities

Active Health System

The HPE Active Health System (AHS) is an essential component of the iLO management portfolio that provides continuous, proactive health monitoring of HPE servers. Learn more at <http://www.hpe.com/servers/ahs>.

Active Health System Viewer

Use the Active Health System Viewer, a web-based portal, to easily read AHS logs and speed problem resolution with HPE self-repair recommendations. To learn more, visit <http://www.hpe.com/servers/ahsv>.

Smart Update

Keep your servers up to date with the HPE Smart Update solution by using Smart Update Manager (SUM) to optimize the firmware and driver updates of the Service Pack for ProLiant (SPP). Learn more at <https://www.hpe.com/us/en/servers/smart-update.html>



Standard Features

HPE iLO Mobile Application

Enables the ability to access, deploy, and manage your server anytime from anywhere from select smartphones and mobile devices. For additional information, please visit: <http://www.hpe.com/info/ilo/mobileapp>.

RESTful Interface Tool

RESTful Interface tool (iLOREST) is a single scripting tool to provision using iLO RESTful API to discover and deploy servers at scale. Learn more at <http://www.hpe.com/info/resttool>.

HPE OneView Standard

HPE OneView is an on-premises, multi-generational server monitoring, and management solution. HPE OneView Standard can be used for inventory, health monitoring, alerting, and reporting without additional fees. Customers can upgrade their management experience with an HPE OneView Advanced license, all provided by the same tool. Learn more at <https://www.hpe.com/us/en/software/oneview.html>.

HPE Systems Insight Manager (HPE SIM)

Ideal for environments already using HPE SIM, it allows you to monitor the health of your HPE ProLiant Servers and HPE Integrity Servers. Also provides you with basic support for non-HPE servers. HPE SIM also integrates with Smart Update Manager to provide quick and seamless firmware updates. Learn more at <http://www.hpe.com/info/hpesim>.

HPE Compute Ops Management

Transform compute lifecycle management with a cloud experience that delivers greater simplicity, agility, and speed across your entire server environment, wherever it lives. This software-as-a-service tool provides a dashboard with global visibility and intuitive management of server health, security and compliance status to help you easily identify areas that need immediate attention. Users can update tens to thousands of servers faster through intelligent delta-based firmware downloads and on-demand HPE iLO firmware updates.

HPE Compute Ops Management is cloud-native software that is continually updated with new services, features, patches, and firmware packs. The management application resides in HPE GreenLake cloud (access via <https://common.cloud.hpe.com>) and leverages the HPE GreenLake architecture, security, and unified operations.

A 3-year subscription to HPE Compute Ops Management is added by default when ordering an HPE ProLiant Gen12 rack, tower, or micro server.

For a complete list of software as-a-service subscription SKUs and more information, visit the HPE Compute Ops Management QuickSpecs: <https://www.hpe.com/psnow/doc/a50004263enw>

For information on supported HPE servers, the complete list can be found here:

<https://www.hpe.com/info/com-supported-servers>



Standard Features

Security

Experience unparalleled security benefits with HPE ProLiant Gen12 servers, designed to enhance your infrastructure's security and performance. These servers come equipped with cutting-edge embedded security features, ensuring robust protection for your critical data and applications. Key features include:

- HPE Integrated Lights-Out (HPE iLO7): This product offers advanced embedded security features for monitoring, service alerting, reporting, and remote management.
- Enhanced Server Data Security: Encryption and key management, iLO Managed Encryption, UEFI-managed encryption, and selfencrypting drives (SED) for enhanced data-at-rest protection.
- Sanitize Data with One-Button Secure Erase: This method complies with NIST SP 800-88 guidelines for media sanitization, ensuring the secure decommissioning of servers.
- Expanded Industry Security Compliance: Adherence to standards such as FIPS 140-3, NIST SP 800-53, NIST SP 800-171, and NIST SP 800-88.
- HPE Compute Ops Management: Provides an intuitive cloud operating experience, ensuring streamlined and highly secure operations from the edge to the cloud.
- Physical Security Options: System maintenance switch, USB security, rack and power security, bezel lock, and chassis intrusion detection switch.
- Trusted Supply Chain: HPE Trusted Supply Chain offers enhanced security and compliance for organizations worldwide. Servers built with this option undergo rigorous inspections and checkpoints to detect and mitigate malicious microcode and counterfeit parts throughout the server build and lifecycle.

Please refer to the HPE ProLiant Gen12 Embedded Security QuickSpecs document for more detailed information at <http://psnow.ext.hpe.com/doc/a50009218enw>

- UEFI Secure Boot and Secure Start support
- Secure Enclave - Silicon Root of Trust 2.0
- Quantum resistant (PQC) readiness for signing firmware --- CNSA 2.0
- FIPS 140-3 validation (Planned)
- Common Criteria certification (Planned)
- USGv6 ready (Section 508 --- VPAT)
- Secure Standard Mode --- default security mode (equivalent of higher security mode in Gen 11)
- Configurable for PCI DSS compliance
- Advanced Encryption Standard (AES) on browser
- Support for Commercial National Security Algorithms (CNSA)
- Tamper-free updates --- components digitally signed and verified
- Secure Recovery --- recover critical firmware to known good state on detection of compromised firmware
- Ability to rollback firmware
- Secure erase of NAND
- TPM (Trusted Platform Module) 2.0
- Front bezel key-lock feature --- standard, available in both Tower and Rack models
- Padlock slot, standard
- Kensington Lock slot, standard
- Chassis Intrusion detection option

HPE Trusted Platform Module

Enabling HPE Trusted Platform Module (TPM) 2.0 no longer requires TPM module option kit for Gen12. It is an embedded feature for global shipments. User may manually disable TPM2.0 from the BIOS setting.

Notes: The TPM (Trusted Platform Module) is a microcontroller chip that can securely store artifacts used to authenticate the server platform. These artifacts can include passwords, certificates, and encryption keys.



Standard Features

Server Management

HPE iLO Advanced

HPE iLO Advanced licenses offer smart remote functionality without compromise, for all HPE ProLiant servers. The license includes the fully integrated remote console, virtual keyboard, video, and mouse (KVM), multi-user collaboration, console record and replay, and GUI-based and scripted virtual media and virtual folders. You can also activate the enhanced security and power management functionality.

HPE OneView Advanced

HPE OneView Advanced offers a sophisticated level of automation to infrastructure management by taking a template driven approach to provisioning, updating, and integrating compute, storage, and networking infrastructure. It builds upon the base features of HPE OneView Standard and provides full-featured licenses which can be purchased for managing multiple HPE server generations. To learn more visit <http://www.hpe.com/info/oneview>.

HPE Insight Cluster Management Utility (CMU)

HPE Insight Cluster Management Utility is a HyperScale management framework that includes software for the centralized provisioning, management and monitoring of nodes and infrastructure. Learn more at <http://www.hpe.com/info/cmu>.

Accelerator and GPU Information

Hewlett Packard Enterprise supports various accelerators on select HPE ProLiant servers to support different workloads. The accelerators enable seamless integration of GPU computing with HPE ProLiant servers for high-performance computing, large data center graphics, deep learning, and virtual desktop deployments. These accelerators deliver all of the standard benefits of GPU computing while enabling maximum reliability and tight integration with system monitoring and management tools such as HPE Insight Cluster Management Utility.

Warranty

This product is covered by a global limited warranty and supported by HPE Services and a worldwide network of HPE Authorized Channel Partners resellers. Hardware diagnostic support and repair are available for three years from the date of purchase. Support for software and initial setup is available for 90 days from the date of purchase. Enhancements to warranty services are available through HPE Services operational services or customized service agreements. Hard drives have either a one year or three year warranty; refer to the specific hard drive QuickSpecs for details.

Notes: Server Warranty includes 3-Year Parts, 3-Year Labor, and 3-Year Onsite support with next business day response. Warranty repairs may be accomplished through the use of Customer Self Repair (CSR) parts. These parts fall into two categories: 1) Mandatory CSR parts are designed for easy replacement. A travel and labor charge will result when customers decline to replace a Mandatory CSR part; 2) Optional CSR parts are also designed for easy replacement but may involve added complexity. Customers may choose to have Hewlett Packard Enterprise replace Optional CSR parts at no charge. Additional information regarding worldwide limited warranty and technical support is available at:

<https://www.hpe.com/support/ProLiantServers-Warranties>



Standard Features

Rack and Power Infrastructure

The story may end with servers, but it starts with the foundation that makes compute go – and business grow. We've reinvented our entire portfolio of rack and power products to make IT infrastructure more secure, more practical, and more efficient. In other words, we've created a stronger, smarter, and simpler infrastructure to help you get the most out of your IT equipment. As an industry leader, Hewlett Packard Enterprise is uniquely positioned to address the key concerns of power, cooling, cable management, and system access.

HPE G2 Advanced and Enterprise Racks are perfect for the server room or today's modern data center with the enhanced airflow and thermal management, flexible cable management, and a 10-year Warranty to support higher-density computing.

HPE G2 PDUs offer reliable power in flexible form factors that operate at temperatures up to 60°C, include color-coded outlets and load segments, and a low-profile design for optimal access to the rack and support for dense rack environments.

HPE Uninterruptible Power Systems are cost-effective power protection for any type of workload. Some UPSs include options for remote management and extended runtime modules so your critical dense data center is covered in power outages.

HPE KVM Solutions include a console and switches designed to work with your server and IT equipment reliably. We've got a cost-effective KVM switch for your first rack and multiple connection IP switches with remote management and security capabilities to keep your data center rack up and running.

Learn more about HPE Racks, KVM, PDUs, and UPSs at [HPE Rack and Power Infrastructure](#).

One Config Simple (OCS/SCE)

OCS/SCE is a guided self-service tool to help sales and non-technical people provide customers with initial configurations in 3 to 5 minutes. You may then send the configuration on for configuration help, or use it in your existing ordering processes. If you require "custom" rack configuration or configuration for products not available in SCE, please contact Hewlett Packard Enterprise Customer Business Center or an Authorized Partner for assistance. <https://h22174.www2.hpe.com/SimplifiedConfig/Welcome>



Service and Support

HPE Services

No matter where you are in your digital transformation journey, you can count on HPE Services to deliver the expertise you need when, where and how you need it. From planning to deployment, ongoing operations and beyond, our experts can help you realize your digital ambitions.

<https://www.hpe.com/services>

Consulting Services

No matter where you are in your journey to hybrid cloud, experts can help you map out your next steps. From determining what workloads should live where, to handling governance and compliance, to managing costs, our experts can help you optimize your operations.

<https://www.hpe.com/services/consulting>

HPE Managed Services

HPE runs your IT operations, providing services that monitor, operate, and optimize your infrastructure and applications, delivered consistently and globally to give you unified control and let you focus on innovation.

[HPE Managed Services | HPE](#)

Operational services

Optimize your entire IT environment and drive innovation. Manage day-to-day IT operational tasks while freeing up valuable time and resources. Meet service-level targets and business objectives with features designed to drive better business outcomes.

<https://www.hpe.com/services/operational>

HPE Complete Care Service

HPE Complete Care Service is a modular, edge-to-cloud IT environment service designed to help optimize your entire IT environment and achieve agreed upon IT outcomes and business goals through a personalized experience. All delivered by an assigned team of HPE Services experts. HPE Complete Care Service provides:

- A complete coverage approach -- edge to cloud
- An assigned HPE team
- Modular and fully personalized engagement
- Enhanced Incident Management experience with priority access
- Digitally enabled and AI driven customer experience

<https://www.hpe.com/services/complecare>

HPE Tech Care Service

HPE Tech Care Service is the operational support service experience for HPE products. The service goes beyond traditional support by providing access to product specific experts, an AI driven digital experience, and general technical guidance to not only reduce risk but constantly search for ways to do things better. HPE Tech Care Service delivers a customer-centric, AI driven, and digitally enabled customer experience to move your business forward. HPE Tech Care Service is available in three response levels. Basic, which provides 9x5 business hour availability and a 2-hour response time. Essential which provides a 15-minute response time 24x7 for most enterprise level customers, and Critical which includes a 6-hour repair commitment where available and outage management response for severity 1 incidents.

<https://www.hpe.com/services/techcare>



Service and Support

HPE Lifecycle Services

HPE Lifecycle Services provide a variety of options to help maintain your HPE systems and solutions at all stages of the product lifecycle. A few popular examples include:

- Lifecycle Install and Startup Services: Various levels for physical installation and power on, remote access setup, installation and startup, and enhanced installation services with the operating system.
- HPE Firmware Update Analysis Service: Recommendations for firmware revision levels for selected HPE products, taking into account the relevant revision dependencies within your IT environment.
- HPE Firmware Update Implementation Service: Implementation of firmware updates for selected HPE server, storage, and solution products, taking into account the relevant revision dependencies within your IT environment.
- Implementation assistance services: Highly trained technical service specialists to assist you with a variety of activities, ranging from design, implementation, and platform deployment to consolidation, migration, project management, and onsite technical forums.
- HPE Service Credits: Access to prepaid services for flexibility to choose from a variety of specialized service activities, including assessments, performance maintenance reviews, firmware management, professional services, and operational best practices.

Notes: To review the list of Lifecycle Services available for your product go to:

<https://www.hpe.com/services/lifecycle>

For a list of the most frequently purchased services using service credits, see the [HPE Service Credits Menu](#)

Other Related Services from HPE Services:

HPE Education Services

Training and certification designed for IT and business professionals across all industries. Broad catalogue of course offerings to expand skills and proficiencies in topics ranging from cloud and cybersecurity to AI and DevOps. Create learning paths to expand proficiency in a specific subject. Schedule training in a way that works best for your business with flexible continuous learning options.

<https://www.hpe.com/services/training>

Defective Media Retention

An option available with HPE Complete Care Service and HPE Tech Care Service and applies only to Disk or eligible SSD/Flash Drives replaced by HPE due to malfunction.

Consult your HPE Sales Representative or Authorized Channel Partner of choice for any additional questions and services options.

Parts and Materials

HPE will provide HPE-supported replacement parts and materials necessary to maintain the covered hardware product in operating condition, including parts and materials for available and recommended engineering improvements.

Parts and components that have reached their maximum supported lifetime and/or the maximum usage limitations as set forth in the manufacturer's operating manual, product quick-specs, or the technical product data sheet will not be provided, repaired, or replaced as part of these services.

How to Purchase Services

Services are sold by Hewlett Packard Enterprise and Hewlett Packard Enterprise Authorized Service Partners:

- Services for customers purchasing from HPE or an enterprise reseller are quoted using HPE order configuration tools.
- Customers purchasing from a commercial reseller can find services at <https://ssc.hpe.com/portal/site/ssc/>



Service and Support

AI Powered and Digitally Enabled Support Experience

Achieve faster time to resolution with access to product-specific resources and expertise through a digital and data driven customer experience

Sign into the HPE Support Center experience, featuring streamlined self-serve case creation and management capabilities with inline knowledge recommendations. You will also find personalized task alerts and powerful troubleshooting support through an intelligent virtual agent with seamless transition when needed to a live support agent.

<https://support.hpe.com/hpesc/public/home/signin>

Consume IT On Your Terms

HPE GreenLake edge-to-cloud platform brings the cloud experience directly to your apps and data wherever they are—the edge, colocations, or your data center. It delivers cloud services for on-premises IT infrastructure specifically tailored to your most demanding workloads. With a pay-per-use, scalable, point-and-click self-service experience that is managed for you, HPE GreenLake edge-to-cloud platform accelerates digital transformation in a distributed, edge-to-cloud world.

- Get faster time to market
- Save on TCO, align costs to business
- Scale quickly, meet unpredictable demand
- Simplify IT operations across your data centers and clouds

To learn more about HPE Services, please contact your Hewlett Packard Enterprise sales representative or Hewlett Packard Enterprise Authorized Channel Partner. Contact information for a representative in your area can be found at "Contact HPE"

<https://www.hpe.com/us/en/contact-hpe.html>

For more information

<http://www.hpe.com/services>



Pre-configured Models

HPE Smart Choice purchase program

The HPE Smart Choice purchase program features popular fully configured products that can be quoted in minutes and shipped quickly through HPE Authorized Partners. Products are configured and tested in an HPE factory and stocked at HPE Authorized Distributors and Partners. The products arrive in a single box, making onsite integration easier and more efficient for partners and customers. Additionally, there are aggressively priced HPE Tech Care Services available only through the HPE Smart Choice program when you purchase an HPE Smart Choice product.

For HPE Smart Choice configuration and product details, please visit the Smart Choice Supplemental QuickSpecs:

<https://www.hpe.com/psnow/doc/a50009219enw>



Configuration Information

Smart Templates from HPE

HPE is releasing new Smart Template technology in the One Config Advanced (OCA) configurator. These Templates represent the CTO equivalents of the top-selling BTO configurations. They are intended to provide simple starting points to assist you in easily creating and customizing your desired Server solutions. HPE Servers that have Platform Templates, developed by HPE Product Managers, will have a separate tab in the HPE OCA configurator.

Workload Solutions Templates from HPE

The Workload Solutions Templates build on the Smart Templates technology to easily develop working configurations of the most compelling Workload Solutions. The templates complement the Reference Builds developed by HPE. Workload Solutions templates preconfigure some of the key architecture decisions and make it easier for Sellers to get started and complete a differentiated server solution for your customer's specific workload.

Mainstream SKUs

HPE launched the Mainstream SKU initiative as a market-driven approach to Demand Steering. It is a simplified portfolio of our top selling options that meet the current and future market trends. HPE has committed to providing a more predictable and faster experience for these options. Mainstream SKUs enjoy higher safety stock levels and have high fulfillment service levels than non-Mainstream SKUs. Mainstream orders are fulfilled +30% faster than non-Mainstream orders, have fewer shortages, and better recovery dates. This platform has Mainstream SKUs in the options portfolio and is eligible for an improved Mainstream experience. Mainstream SKUs are designated with a Mainstream symbol in our configurators.

Mainstream Configurations

HPE is using the new Smart Templates technology to present Mainstream configurations. All the options in a Mainstream configuration are pre-selected Mainstream SKUs to optimize the performance, predictability, and fulfillment experience. Check the Template section in our configurators for eligible Mainstream configurations.

This section lists some of the steps required to configure a Factory Integrated Model. To ensure only valid configurations are ordered, Hewlett Packard Enterprise recommends the use of an HPE approved configurator. Contact your local sales representative for information on configurable product offerings and requirements.

- Factory Integrated Models must start with a CTO Server.
- FIO indicates that this option is only available as a factory installable option.
- Some options may not be integrated at the factory. Contact your local sales representative for additional information.



Configuration Information

Step 1: Base Configuration (choose one (1) of the following configurable models from the tables below)

CTO Server	HPE ProLiant Compute DL345 Gen12 SFF/EDSFF CTO Server	HPE ProLiant Compute DL345 Gen12 8LFF CTO Server
SKU Number	P81948-B21	P81947-B21
TAA SKU	P81948-B21#GTA	P81947-B21#GTA
HPE Trusted Supply Chain	Optional: HPE Trusted Supply Chain for HPE ProLiant (P36394-B21)	
Processor	Not included.	
DIMM Slots	24 DIMM slots, totaling up to 6TB with 256 GB DIMMs.	
Number of Drives	Up to 24 SFF SAS/SATA/NVMe or 36 EDSFF E3.S NVMe	Up to 12 LFF SAS/SATA Up to 8LFF SAS/SATA + 2SFF SAS/SATA/NVMe
Drive Cage	Not included Optional: <ul style="list-style-type: none"> • 2SFF x4 • 4E3.S x4 	8 LFF default Optional: <ul style="list-style-type: none"> • 4LFF • 2SFF x4
Storage Controller	Choice of HPE storage controllers	
PCIe Slots	Up to 6 PCIe 5.0 x16 slots, all in Full-height form factor. <ul style="list-style-type: none"> • Default: Slot 6 (x16) • Optional: Slot 1/2/3/4/5 (x16) 	
OCP3.0 Slot	Up to 2 OCP 3.0 slots (Slot A & B) <ul style="list-style-type: none"> • Default: Slot A (x16) • Optional: Slot B (x8 or x16) 	
Network Controller	Choice of PCIe stand-up or OCP 3.0 network adapters	
Cooling	Choice of Standard or Performance Heat Sink Choice of Standard or Performance Fan Kit	
Management	HPE iLO7 with Intelligent Provisioning (standard) HPE Compute Ops Management Optional: iLO Advanced and OneView	
Video	Rear: 1 VGA Optional <ul style="list-style-type: none"> • 1 Front DisplayPort • 1 Rear Serial Port 	
USB	Front: 1 USB 3.2 Gen1 + iLO service port Rear: 2 USB 3.2 Gen1 Internal: 1 USB 3.2 Gen1 Optional: Front USB 2.0 via Universal Media Bay	
Security	TPM2.0 (Trusted Platform Module) embedded.	
Rail Kit	Optional Easy Install rails and CMA.	
Form Factor	2U Rack.	
Warranty	3-year parts, 3-year labor, 3-year onsite support with next business day response.	

Notes: HPE offers multiple Trade Agreement Act (TAA) compliant configurations to meet the needs of US Federal Government customers. These products are either manufactured or substantially transformed in a designated country. TAA compliance is only provided when HPE options are included in factory-integrated orders (CTO).



Configuration Information

Step 2: Smart Chassis

Smart Chassis is a new automation tool in One Config Advanced that reduces the effort required to build a valid configuration. Three steps to get the right configuration from the Smart Chassis.

- Select the **System inlet ambient temperature** and the **Type of networking adaptor**
 - 30 °C is the default ambient temperature. The lower the temperature, the higher the wattage processors or high-speed networking cards can be supported.
 - AOC (Active-Optical Cable) has higher cooling requirements than DAC (Direct-Attach Copper). Thus, a lower ambient temperature is required for AOC.
- Select the **Front cage configuration**
 - Please start by selecting the backplanes based on the form factor, interface, and number of drives required
 - If desired, please select the front NS204i-u, OCP, and media bay at this step, as these options are accessible in the front cage.
- Select the **Type of storage connections** (Direct attach or to Storage Controller)
 - After selecting the desired type of connection for each kind of backplane, please continue to pick the storage controller if required.
- After completing the above steps, Smart Chassis will present config IDs with an I/O description regarding how many PCIe and OCP slots can be supported. Please **select ONE config ID** that fits your requirement.
- Please proceed to the menu to choose options such as processors, memory, etc

Step 3: Choose Core Options

- Choice of 1 Processor model and Heat Sink Kit
 - A heat sink is required for different processor wattages.
- Choice of DDR5 memory options.
- Choice of Storage options.
 - Storage backplanes, controllers, and cables are covered in the smart chassis section.
- Choice of SSD, HDD, and Optical Drive.
- Choice of Riser Cards.
- Choice of Networking options.
 - PCIe stand-up or OCP 3.0, including Ethernet and Infiniband adapters and Fiber Channel HBAs.
- Choice of Graphic options.
- Choice of Power and Cooling options.
- Choice of Security options.
- Choice of Accessories.
- Choice of Rack options.
- Choice of HPE Compute Ops Management.

Step 4: Choose Additional Options

- Choice of Server Management Software.
 - Choice of HPE Rack, PDU, and UPS options.
 - Choice of Support Services.
-



Core Options

Smart Chassis Selection

- Recommend following the sequence for upfront selection of key components.
- One or multiple sets of Smart Chassis Results will be presented upon completing the above selections.
- Confirm the final Smart Chassis selection by selecting quantity 1 for the ideal configuration.

Ambient Temperature

HPE ProLiant Compute 30C System Inlet Ambient Operating Temperature Configuration Tracking	P79552-B21
HPE ProLiant Compute 27C System Inlet Ambient Operating Temperature Configuration Tracking	P79555-B21
HPE ProLiant Compute 25C System Inlet Ambient Operating Temperature Configuration Tracking	P79558-B21
HPE ProLiant Compute 23C System Inlet Ambient Operating Temperature Configuration Tracking	P79561-B21
HPE ProLiant Compute 20C System Inlet Ambient Operating Temperature Configuration Tracking	P79564-B21
HPE ProLiant Compute 18C System Inlet Ambient Operating Temperature Configuration Tracking	P79567-B21

Notes:

- Quantity 1 to be selected for maximum ambient temperature in the datacenter or user environment.
- Please select P79552-B21 for ambient temperature in the range of 30°C - 35°C.

Networking Adapter Cabling Option

HPE ProLiant Compute AOC Networking Cable Operating Configuration Tracking	P79630-B21
HPE ProLiant Compute DAC ACC Networking Cable Operating Configuration Tracking	P79633-B21

Notes:

- Quantity 1 to be selected for maximum ambient temperature in the datacenter or user environment.
- Please select P79633-B21 for 1/2.5/10 Gb BASE-T NIC adapters that apply RJ45 CAT cable.
- Transceivers cannot be configured if P79633-B21 is selected.

Front Cage Configuration

Available options of 8LFF CTO Server (P81947-B21)

8LFF drive cage	
HPE ProLiant Compute Gen12 4LFF Backplane Kit	P75760-B21
HPE ProLiant Compute Gen12 LFF ODD/Display Port Enablement Kit	P74752-B21
HPE ProLiant Compute DL3XX Gen12 Front LFF for 2SFF Enablement Side-by-Side U.3 HDD Front Cage Kit	P74744-B21

Notes:

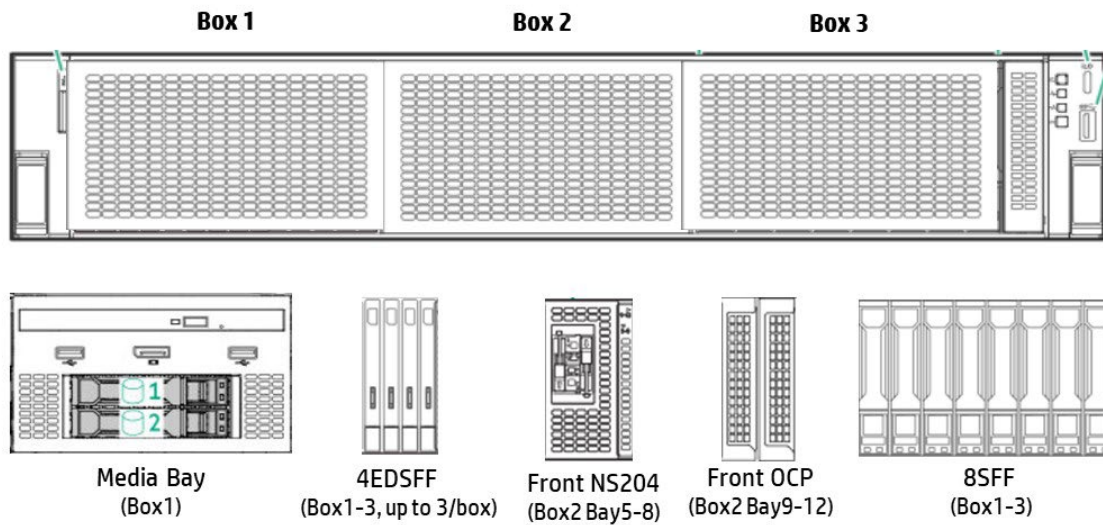
- Two (2) 4LFF backplanes are included in the CTO server. No selection is required.
- P74752-B21 enables the Universal Media Bay at the front cage.

Available options of SFF/EDSFF CTO Server (P81948-B21)

HPE ProLiant Compute DL3XX Gen12 8SFF x1 U.3 Tri-Mode Drive Cage Kit	P75740-B21
HPE ProLiant Compute DL3XX Gen12 8SFF x4 U.3 Tri-Mode Drive Cage Kit	P75741-B21
HPE ProLiant Compute Gen12 4EDSFF Drive Cage Kit	P76450-B21
HPE ProLiant Compute DL3XX Gen12 SFF Universal Media Bay Kit	P74749-B21
HPE ProLiant Compute DL3XX Gen12 Front SFF for 2SFF Enablement U.3 HDD Front Cage Kit	P75807-B21
HPE ProLiant Compute DL3XX Gen12 Multipurpose Drive Cage Kit	P76449-B21
HPE ProLiant Compute Gen12 NS204i-u Front Enablement Kit	P74759-B21
HPE ProLiant Compute DL340 Gen12 Front GPU Primary Front OCP Enablement Kit	P77277-B21
HPE ProLiant Compute DL345 Gen12 Front OCP Enablement Kit	P81903-B21



Core Options



Notes:

- Driveless configuration is allowed with a quantity of zero (0) backplanes.
- Supporting up to three (3) 8SFF Drive cages or nine (9) 4EDSFF Drive cages in this CTO server, illustrated above.
- Mixing SFF and EDSFF backplanes is supported. For more information, please refer to the storage configuration section.
- A multipurpose cage (P76449-B21) is required when the 4EDSFF drive cage, the Front NS204i-u enablement kit (P74759-B21), or the Front OCP enablement kits is selected. The number of cages depends on the number of boxes installed.
- The Front NS204i-u enablement kit (P74759-B21) and the Front OCP enablement kits can only be installed in Box 2.
- The Front Secondary OCP enablement kit (P81903-B21) can only be selected after selecting the Front Primary OCP enablement kit (P77277-B21).
- Of the two front OCP slots, only the Front Primary OCP slot (P77277-B21) provides the share-NIC function with Network Controller Sideband Interface (NCSI).
- The Universal Media Bay kit (P74749-B21) can only be installed in Box 1.

Type of storage connection

Available options of 8LFF CTO Server (P81947-B21)

SATA Direct attach
to storage controller

Notes: Only support type-o storage controllers in this CTO server.

Available options of SFF/EDSFF CTO Server (P81948-B21)

Type of storage connection for SFF backplanes (If Selected)

x4 NVMe Direct attach
x2 NVMe Direct attach
x4 to storage controller
x2 to storage controller

Notes: No selection is required for 8SFF x1 backplane (P75740-B21). SATA AHCI direct attach mode will be supported if no storage controller is selected.

Type of storage connection for EDSFF backplanes (If Selected)

x4 NVMe Direct attach
x2 NVMe Direct attach
x4 to storage controller
x2 to storage controller



Core Options

Available options of Storage Controllers

HPE MR216i-o Gen11 x16 Lanes without Cache OCP SPDM Storage Controller	P47789-B21
HPE MR216i-p Gen11 x16 Lanes without Cache PCI SPDM Plug-in Storage Controller	P47785-B21
HPE MR408i-o Gen11 x8 Lanes 4GB Cache OCP SPDM Storage Controller	P58335-B21
HPE MR408i-p Gen11 x8 Lanes 4GB Cache PCI SPDM Plug-in Storage Controller	P74775-B21
HPE MR416i-o Gen11 x16 Lanes 8GB Cache OCP SPDM Storage Controller	P47781-B21
HPE MR416i-p Gen11 x16 Lanes 8GB Cache PCI SPDM Plug-in Storage Controller	P47777-B21

Choice of Core Options

Processor

Please select ONE 5th Generation AMD EPYC Processor

5th Generation AMD EPYC Processor

AMD EPYC 9965 2.25GHz 192-core 500W Processor for HPE	P75019-B21
AMD EPYC 9845 2.1GHz 160-core 390W Processor for HPE	P72646-B21
AMD EPYC 9825 2.2GHz 144-core 390W Processor for HPE	P72647-B21
AMD EPYC 9755 2.7GHz 128-core 500W Processor for HPE	P75022-B21
AMD EPYC 9745 2.4GHz 128-core 400W Processor for HPE	P72648-B21
AMD EPYC 9645 2.3GHz 96-core 320W Processor for HPE	P72649-B21
AMD EPYC 9655P 2.6GHz 96-core 400W Processor for HPE	P72662-B21
AMD EPYC 9565 3.15GHz 72-core 400W Processor for HPE	P72651-B21
AMD EPYC 9535 2.4GHz 64-core 300W Processor for HPE	P72652-B21
AMD EPYC 9575F 3.3GHz 64-core 400W Processor for HPE	P72758-B21
AMD EPYC 9555P 3.2GHz 64-core 360W Processor for HPE	P72663-B21
AMD EPYC 9475F 3.65GHz 48-core 400W Processor for HPE	P72666-B21
AMD EPYC 9455P 3.15GHz 48-core 300W Processor for HPE	P72664-B21
AMD EPYC 9365 3.4GHz 36-core 300W Processor for HPE	P72655-B21
AMD EPYC 9335 3.0GHz 32-core 210W Processor for HPE	P72656-B21
AMD EPYC 9375F 3.80GHz 32-core 320W Processor for HPE	P72667-B21
AMD EPYC 9355P 3.55GHz 32-core 280W Processor for HPE	P72665-B21
AMD EPYC 9255 3.20GHz 24-core 200W Processor for HPE	P72658-B21
AMD EPYC 9275F 4.1GHz 24-core 320W Processor for HPE	P72668-B21
AMD EPYC 9135 3.65GHz 16-core 200W Processor for HPE	P72660-B21
AMD EPYC 9115 2.6GHz 16-core 125W Processor for HPE	P72659-B21
AMD EPYC 9175F 4.2GHz 16-core 320W Processor for HPE	P72669-B21
AMD EPYC 9015 3.6GHz 8-core 125W Processor for HPE	P72661-B21

The cooling solution matrix according to CPU wattage is as follows.

CPU Wattage	Heat Sink	Fan
<= 240W	Standard (P58458-B21)	Standard (P58464-B21)
>240W	Performance (P81952-B21)	Performance (P58465-B21)



Core Options

Memory

Please select one or more memories from the list below.

For more information about memory, please go to [HPE DDR5 Smart Memory QuickSpecs](#)

For details on the Memory Population Rules and Guidelines with AMD EPYC 9005 series processors, please go to: <https://www.hpe.com/psnow/doc/a50007481enw>.

Registered DIMMs (RDIMMs)

HPE 32GB (1x32GB) Dual Rank x8 DDR5-6400 CAS-52-52-52 EC8 Registered Smart Memory Kit	P64985-B21
HPE 64GB (1x64GB) Dual Rank x4 DDR5-6400 CAS-52-52-52 EC8 Registered Smart Memory Kit	P64986-B21
HPE 128GB (1x128GB) Dual Rank x4 DDR5-6400 CAS-52-52-52 EC8 Registered Smart Memory Kit	P64988-B21

The memory operating speed matrix is as follows.

Part Number	Capacity	Rank	Operating Speed	
			1 DIMM per channel	2 DIMMs per channel
P64985-B21	32GB	2R	5200 MT/s	4000 MT/s
P64986-B21	64GB	2R		
P64988-B21	128GB	2R		

Notes:

- Quantity of DIMMs selected per socket must be 1, 2, 4, 6, 8, 10, 12, 16, 20, or 24.
- Mixing of x4 memory and x8 memory is not supported.
- Mixing of 3DS memory and non-3DS memory is not supported.

Storage

Storage Controller

Please refer to the SKUs in the previous Smart Chassis section.

Battery and Hybrid Capacitor

HPE Smart Storage Hybrid Capacitor with 145mm Cable Kit	P02377-B21
HPE 96W Smart Storage Lithium-ion Battery with 145mm Cable Kit	P01366-B21

Notes: Max one (1) of the Storage Batteries can be selected per server. If P01366-B21 is selected, then P02377-B21 cannot be chosen. Vice versa.

Hot-plug Boot Device

HPE NS204i-u v2 480GB NVMe Hot Plug Boot Optimized Storage Device	P78279-B21
HPE NS204i-u v2 960GB NVMe Hot Plug Boot Optimized Storage Device	P81160-B21
HPE NS204i-u v2 960GB NVMe SED Hot Plug Boot Optimized Storage Device	P81162-B21
HPE ProLiant Compute DL3XX Gen12 NS204i-u Rear Cable Kit	P71433-B21
HPE ProLiant Compute Gen12 NS204i-u Front Enablement Kit	P74759-B21

Notes: two (2) locations to support NS204i-u boot device, depending on configuration.

- Above M-CRPS power supply 1, a cable kit (P71433-B21) is required.
- At Box 2 of the SFF/EDSFF CTO server, a cable kit (P74759-B21) is required.

Internal Storage Controller Cables

Available options of 8LFF CTO Server (P81947-B21)

HPE ProLiant Compute DL345 Gen12 LFF SATA Direct Attach Cable Kit	P81879-B21
HPE ProLiant Compute DL345 Gen12 LFF OROC OCP SlotA Cable Kit	P81880-B21
HPE ProLiant Compute DL345 Gen12 2SFF Side-by-Side x4 Box 1 OCP SlotB Cable Kit	P81886-B21

Available options of SFF/EDSFF CTO Server (P81948-B21)

HPE ProLiant Compute DL345 Gen12 8SFF x1 OROC Box 3 OCP SlotA Cable Kit	P81881-B21
---	------------



Core Options

HPE ProLiant Compute DL345 Gen12 8SFF x1 OROC Box 1/2 OCP SlotA Cable Kit	P81882-B21
HPE ProLiant Compute DL345 Gen12 16SFF x1 Secondary Tri-Mode PCIe Box 2/3 Cable Kit	P81883-B21
HPE ProLiant Compute DL345 Gen12 8SFF x1 Secondary Tri-Mode PCIe Box 1 Cable Kit	P81884-B21
HPE ProLiant Compute DL345 Gen12 2SFF x4 OROC Box 1 OCP SlotB Cable Kit	P81885-B21
HPE ProLiant Compute DL345 Gen12 16SFF x1 SATA Direct Attach Cable Kit	P81887-B21
HPE ProLiant Compute DL345 Gen12 8SFF x2 OROC Box 3 OCP SlotA Cable Kit	P81888-B21
HPE ProLiant Compute DL345 Gen12 8SFF x2 NVMe Box 3 Direct Attach Cable Kit	P81889-B21
HPE ProLiant Compute DL345 Gen12 8SFF x2 NVMe Box 1 Direct Attach Cable Kit	P81890-B21
HPE ProLiant Compute DL345 Gen12 8SFF x2 NVMe Box 2 Direct Attach Cable Kit	P81891-B21
HPE ProLiant Compute DL345 Gen12 8SFF x4 NVMe Box 3 Direct Attach Cable Kit	P81892-B21
HPE ProLiant Compute DL345 Gen12 8SFF x4 NVMe Direct Attach Box 1 Cable Kit	P81895-B21
HPE ProLiant Compute DL345 Gen12 4SFF x4 NVMe Direct Attach Box 2 Cable Kit	P81896-B21
HPE ProLiant Compute DL345 Gen12 8SFF x4 Tri-Mode PCIe SR932i-p Box 3 Cable Kit	P81894-B21
HPE ProLiant Compute DL345 Gen12 8EDSFF x4 NVMe Direct Attach Box 3 Cable Kit	P81897-B21
HPE ProLiant Compute DL345 Gen12 8EDSFF x4 NVMe Direct Attach Box 1 Cable Kit	P81898-B21
HPE ProLiant Compute DL345 Gen12 4EDSFF x4 NVMe Direct Attach Box 2 Cable Kit	P81899-B21
HPE ProLiant Compute DL345 Gen12 36EDSFF x2 NVMe Direct Attach Cable Kit	P81900-B21
HPE ProLiant Compute DL345 Gen12 8EDSFF x4 Tri-Mode PCIe Box 3 Cable Kit	P81901-B21
HPE ProLiant Compute DL345 Gen12 16EDSFF x2 Tri-Mode PCIe Box 1/3 Cable Kit	P81902-B21

Storage Configurations

8LFF CTO server (P81947-B21)

Config ID	Max Qty	Drives			Backplane			Supported Controller		
		SAS	SATA	U.3 NVMe	Box1	Box2/3	Box1	Box2	Box3	
2-1	8		8			Bundled in CTO		SATA DA	SATA DA	
2-2	8	8	8			Bundled in CTO		OCP Ctrlr		
2-3	10	2	8	2	2SFF	Bundled in CTO	OCP Ctrlr	SATA DA	SATA DA	
2-4	10	10	10	2	2SFF	Bundled in CTO	OCP Ctrlr	OCP Ctrlr		
2-5	12		12		4LFF	Bundled in CTO	SATA DA	SATA DA	SATA DA	
2-6	12	12	12		4LFF	Bundled in CTO		OCP Ctrlr		

Notes: DA = Direct Attach; Ctrlr = Controller; Config ID = Smart Chassis config ID#



Core Options

SFF/EDSFF CTO server (P81948-B21)

Config ID	Max Qty	Drives				Backplane			Speed & Controller		
		SAS	SATA	U.3 NVMe	EDSFF	Box1	Box2	Box3	Box1	Box2	Box3
1-0											
1-1	8		8					8SFF x1			SATA DA
1-2	8	8	8	8				8SFF x1			OCPlr Ctrlr
1-3	8	8	8	8				8SFF x1			PCle Ctrlr
1-4	10	2	8	2		2SFF		8SFF x1	X4 OCP Ctrlr		SATA DA
1-5	10	10	10	10		2SFF		8SFF x1	X4 OCP Ctrlr		PCle Ctrlr
1-6	10	10	10	10		2SFF		8SFF x1	OCPlr Ctrlr		OCPlr Ctrlr
1-7	16		16				8SFF x1	8SFF x1		SATA DA	SATA DA
1-8	16	16	16	16			8SFF x1	8SFF x1			OCPlr Ctrlr
1-9	16	16	16	16			8SFF x1	8SFF x1			PCle Ctrlr
1-10	18	2	18	2		2SFF	8SFF x1	8SFF x1	X4 OCP Ctrlr	SATA DA	SATA DA
1-11	18	18	18	18		2SFF	8SFF x1	8SFF x1	X4 OCP Ctrlr		PCle Ctrlr
1-12	18	18	18	18		2SFF	8SFF x1	8SFF x1	X4 OCP Ctrlr		OCPlr Ctrlr
1-13	16	16	16	16		8SFF x1		8SFF x1	OCPlr Ctrlr		OCPlr Ctrlr
1-14	16	16	16	16		8SFF x1		8SFF x1	PCle Ctrlr		PCle Ctrlr
1-15	24	24	24	24		8SFF x1	8SFF x1	8SFF x1	OCPlr Ctrlr		PCle Ctrlr
1-16	8			8				8SFF x4			X2 NVMe DA
1-17	8			8				8SFF x4			X4 NVMe DA
1-18	8			8				8SFF x4			X2 OCP Ctrlr
1-19	8			8				8SFF x4			X4 PCle Ctrlr
1-20	10	2	2	10		2SFF		8SFF x4	OCPlr Ctrlr		X2 NVMe DA
1-21	10	2	2	10		2SFF		8SFF x4	OCPlr Ctrlr		X4 NVMe DA
1-22	10	10	10	10		2SFF		8SFF x4	OCPlr Ctrlr		OCPlr Ctrlr
1-23	16			16			8SFF x4	8SFF x4		X2 NVMe DA	X2 NVMe DA
1-24	16			16		8SFF x4		8SFF x4	X2 NVMe DA		X2 NVMe DA
1-25	16			16		8SFF x4		8SFF x4	X4 NVMe DA		X4 NVMe DA
1-26	18	2	2	18		2SFF	8SFF x4	8SFF x4	X4 OCP Ctrlr	X2 NVMe DA	X2 NVMe DA
1-27	20			20		8SFF x4	8SFF x4	8SFF x4	X4 NVMe DA	X4 NVMe DA	X4 NVMe DA
1-28	24			24		8SFF x4	8SFF x4	8SFF x4	X2 NVMe DA	X2 NVMe DA	X2 NVMe DA
1-29	24			24		8SFF x4	8SFF x4	8SFF x4	X4 NVMe DA	X4 NVMe DA	X4 NVMe DA
1-30	16	8	8	16		8SFF x1		8SFF x4	OCPlr Ctrlr		X2 NVMe DA
1-31	16	8	8	16		8SFF x1		8SFF x4	OCPlr Ctrlr		X4 NVMe DA
1-32	8				8			2* 4E3.S			X4 NVMe DA
1-33	8				8			2* 4E3.S			PCle Ctrlr
1-34	10			2	8	2SFF		2* 4E3.S	X4 OCP Ctrlr		X4 NVMe DA
1-35	16				16	2* 4E3.S		2* 4E3.S	X4 NVMe DA		X4 NVMe DA
1-36	16				16	2* 4E3.S		2* 4E3.S	X2 PCle Ctrlr		X2 PCle Ctrlr
1-37	20				20	2* 4E3.S	4EDSFF	2* 4E3.S	X4 NVMe DA	X4 NVMe DA	X4 NVMe DA
1-38	24				24	2* 4E3.S	2* 4E3.S	2* 4E3.S	X4 NVMe DA	X4 NVMe DA	X4 NVMe DA
1-39	36				36	3* 4E3.S	3* 4E3.S	3* 4E3.S	X2 NVMe DA	X2 NVMe DA	X2 NVMe DA
1-40	16			8	8	2* 4E3.S		8SFF x4	X4 NVMe DA		X2 OCP Ctrlr
1-41	16			8	8	2* 4E3.S		8SFF x4	X4 NVMe DA		X4 PCle Ctrlr

Notes: DA = Direct Attach; Ctrlr = Controller; Config ID = Smart Chassis config ID#

HPE Drives

SFF Solid State Drives

For SSD selection guidance, please visit <https://ssd.hpe.com/>



Core Options

Read Intensive - 12G SAS

HPE 960GB SAS 12G Read Intensive SFF BC Value SAS Multi Vendor SSD	P40506-B21
HPE 1.92TB SAS 12G Read Intensive SFF BC Value SAS Multi Vendor SSD	P40507-B21
HPE 3.84TB SAS 12G Read Intensive SFF BC Value SAS Multi Vendor SSD	P40508-B21
HPE 7.68TB SAS 12G Read Intensive SFF BC Value SAS Multi Vendor SSD	P40509-B21
HPE 1.92TB SAS 24G Read Intensive SFF BC Multi Vendor SSD	P49031-B21
HPE 3.84TB SAS 24G Read Intensive SFF BC Multi Vendor SSD	P49035-B21
HPE 7.68TB SAS 24G Read Intensive SFF BC Multi Vendor SSD	P49041-B21
HPE 15.36TB SAS 24G Read Intensive SFF BC Multi Vendor SSD	P49045-B21



Core Options

Read Intensive - 6G SATA

HPE 240GB SATA 6G Read Intensive SFF BC Multi Vendor SSD	P40496-B21
HPE 480GB SATA 6G Read Intensive SFF BC Multi Vendor SSD	P40497-B21
HPE 960GB SATA 6G Read Intensive SFF BC Multi Vendor SSD	P40498-B21
HPE 1.92TB SATA 6G Read Intensive SFF BC Multi Vendor SSD	P40499-B21
HPE 3.84TB SATA 6G Read Intensive SFF BC Multi Vendor SSD	P40500-B21
HPE 7.68TB SATA 6G Read Intensive SFF BC Multi Vendor SSD	P40501-B21

Read Intensive - NVMe

HPE 1.92TB NVMe Gen4 High Performance Read Intensive SFF BC U.3 PM1733a SSD	P50216-B21
HPE 3.84TB NVMe Gen4 High Performance Read Intensive SFF BC U.3 PM1733a SSD	P50219-B21
HPE 7.68TB NVMe Gen4 High Performance Read Intensive SFF BC U.3 PM1733a SSD	P50222-B21
HPE 15.36TB NVMe Gen4 High Performance Read Intensive SFF BC U.3 PM1733a SSD	P50224-B21
HPE 1.92TB NVMe Gen4 High Performance Read Intensive SFF BC U.3 CM7 SSD	P63829-B21
HPE 3.84TB NVMe Gen4 High Performance Read Intensive SFF BC U.3 CM7 SSD	P63833-B21
HPE 7.68TB NVMe Gen4 High Performance Read Intensive SFF BC U.3 CM7 SSD	P63837-B21
HPE 15.36TB NVMe Gen4 High Performance Read Intensive SFF BC U.3 CM7 SSD	P63841-B21
HPE 960GB NVMe Gen4 Mainstream Performance Read Intensive SFF BC U.3 Static V2 Multi Vendor SSD	P64842-B21
HPE 1.92TB NVMe Gen4 Mainstream Performance Read Intensive SFF BC U.3 Static V2 Multi Vendor SSD	P64844-B21
HPE 3.84TB NVMe Gen4 Mainstream Performance Read Intensive SFF BC U.3 Static V2 Multi Vendor SSD	P64846-B21
HPE 7.68TB NVMe Gen4 Mainstream Performance Read Intensive SFF BC U.3 Static V2 Multi Vendor SSD	P64848-B21
HPE 15.36TB NVMe Gen4 Mainstream Performance Read Intensive SFF BC U.3 Static SPDM Multi Vendor SSD	P69255-B21
HPE 7.68TB NVMe Gen4 High Performance Read Intensive SFF BC U.3 PS1010 SSD	P70434-B21
HPE 15.36TB NVMe Gen4 High Performance Read Intensive SFF BC U.3 PS1010 SSD	P70436-B21

Mixed Use - 12G SAS

HPE 960GB SAS 12G Mixed Use SFF BC Value SAS Multi Vendor SSD	P40510-B21
HPE 1.92TB SAS 12G Mixed Use SFF BC Value SAS Multi Vendor SSD	P40511-B21
HPE 3.84TB SAS 12G Mixed Use SFF BC Value SAS Multi Vendor SSD	P40512-B21
HPE 1.6TB SAS 24G Mixed Use SFF BC Multi Vendor SSD	P49049-B21
HPE 800GB SAS 24G Mixed Use SFF BC Multi Vendor SSD	P49047-B21
HPE 3.2TB SAS 24G Mixed Use SFF BC Multi Vendor SSD	P49053-B21
HPE 6.4TB SAS 24G Mixed Use SFF BC Multi Vendor SSD	P49057-B21
HPE 960GB SAS 24G Read Intensive SFF BC Multi Vendor SSD	P49029-B21

Mixed Use - 6G SATA

HPE 480GB SATA 6G Mixed Use SFF BC Multi Vendor SSD	P40502-B21
HPE 960GB SATA 6G Mixed Use SFF BC Multi Vendor SSD	P40503-B21
HPE 1.92TB SATA 6G Mixed Use SFF BC Multi Vendor SSD	P40504-B21
HPE 3.84TB SATA 6G Mixed Use SFF BC Multi Vendor SSD	P40505-B21

Mixed Use - NVMe

HPE 1.6TB NVMe Gen4 High Performance Mixed Use SFF BC U.3 PM1735a SSD	P50227-B21
HPE 3.2TB NVMe Gen4 High Performance Mixed Use SFF BC U.3 PM1735a SSD	P50230-B21
HPE 6.4TB NVMe Gen4 High Performance Mixed Use SFF BC U.3 PM1735a SSD	P50233-B21
HPE 1.6TB NVMe Gen4 High Performance Mixed Use SFF BC U.3 CM7 SSD	P63845-B21
HPE 3.2TB NVMe Gen4 High Performance Mixed Use SFF BC U.3 CM7 SSD	P63849-B21
HPE 6.4TB NVMe Gen4 High Performance Mixed Use SFF BC U.3 CM7 SSD	P63853-B21
HPE 800GB NVMe Gen4 Mainstream Performance Mixed Use SFF BC U.3 Static V2 Multi Vendor SSD	P64999-B21
HPE 1.6TB NVMe Gen4 Mainstream Performance Mixed Use SFF BC U.3 Static V2 Multi Vendor SSD	P65007-B21
HPE 3.2TB NVMe Gen4 Mainstream Performance Mixed Use SFF BC U.3 Static V2 Multi Vendor SSD	P65015-B21
HPE 6.4TB NVMe Gen4 Mainstream Performance Mixed Use SFF BC U.3 Static V2 Multi Vendor SSD	P65023-B21
HPE 3.2TB NVMe Gen4 High Performance Mixed Use SFF BC U.3 PS1030 SSD	P70426-B21



Core Options

HPE 6.4TB NVMe Gen4 High Performance Mixed Use SFF BC U.3 PS1030 SSD P70428-B21

SED (Self-Encryption Drive) – SAS

HPE 1.6TB SAS Mixed Use SFF BC Self-encrypting FIPS 140-2 PM7 SSD P63871-B21

HPE 3.84TB SAS Read Intensive SFF BC Self-encrypting FIPS 140-2 PM7 SSD P63875-B21

SED (Self-Encryption Drive) – SATA

HPE 960GB SATA 6G Mixed Use SFF BC Self-encrypting 5400M SSD P58244-B21

HPE 480GB SATA 6G Read Intensive SFF BC Self-encrypting 5400P SSD P58236-B21

SED (Self-Encryption Drive) – NVMe

HPE 1.6TB NVMe Gen4 High Performance Mixed Use SFF BC U.3 Self-encrypting FIPS 140-3 CM7 SSD P61043-B21

HPE 3.2TB NVMe Gen4 High Performance Mixed Use SFF BC U.3 Self-encrypting FIPS 140-3 CM7 SSD P61051-B21

HPE 6.4TB NVMe Gen4 High Performance Mixed Use SFF BC U.3 Self-encrypting FIPS 140-3 CM7 SSD P61059-B21

HPE 1.92TB NVMe Gen4 High Performance Read Intensive SFF BC U.3 Self-encrypting FIPS 140-3 CM7 SSD P61019-B21

HPE 3.84TB NVMe Gen4 High Performance Read Intensive SFF BC U.3 Self-encrypting FIPS 140-3 CM7 SSD P61027-B21

HPE 7.68TB NVMe Gen4 High Performance Read Intensive SFF BC U.3 Self-encrypting FIPS 140-3 CM7 SSD P61035-B21

EDSFF E3.S 1T Solid State Drives

Read Intensive – NVMe

HPE 3.84TB NVMe Gen5 High Performance Read Intensive E3S EC1 EDSFF SPDM PM1743 SSD P57799-B21

HPE 7.68TB NVMe Gen5 High Performance Read Intensive E3S EC1 EDSFF SPDM PM1743 SSD P57803-B21

HPE 15.36TB NVMe Gen5 High Performance Read Intensive E3S EC1 EDSFF SPDM PM1743 SSD P57807-B21

HPE 3.84TB NVMe Gen5 High Performance Read Intensive E3S EC1 EDSFF SPDM CM7 SSD P61179-B21

HPE 7.68TB NVMe Gen5 High Performance Read Intensive E3S EC1 EDSFF SPDM CM7 SSD P61183-B21

HPE 15.36TB NVMe Gen5 High Performance Read Intensive E3S EC1 EDSFF SPDM CM7 SSD P61187-B21

HPE 1.92TB NVMe Gen5 Mainstream Performance Read Intensive E3S EC1 CD8P SSD P69234-B21

HPE 3.84TB NVMe Gen5 Mainstream Performance Read Intensive E3S EC1 CD8P SSD P69237-B21

HPE 7.68TB NVMe Gen5 Mainstream Performance Read Intensive E3S EC1 CD8P SSD P69239-B21

HPE 15.36TB NVMe Gen5 Mainstream Performance Read Intensive E3S EC1 CD8P SSD P69546-B21

HPE 3.84TB NVMe Gen5 High Performance Read Intensive E3S EC1 PS1010 SSD P70392-B21

HPE 7.68TB NVMe Gen5 High Performance Read Intensive E3S EC1 PS1010 SSD P70395-B21

HPE 15.36TB NVMe Gen5 High Performance Read Intensive E3S EC1 PS1010 SSD P70397-B21

HPE 1.92TB NVMe Gen5 Mainstream Performance Read Intensive E3S EC1 EDSFF SPDM PE1010 SSD P77269-B21

HPE 3.84TB NVMe Gen5 Mainstream Performance Read Intensive E3S EC1 EDSFF SPDM PE1010 SSD P77271-B21

HPE 7.68TB NVMe Gen5 Mainstream Performance Read Intensive E3S EC1 EDSFF SPDM PE1010 SSD P77273-B21

HPE 15.36TB NVMe Gen5 Mainstream Performance Read Intensive E3S EC1 EDSFF SPDM PE1010 SSD P77275-B21

Mixed Use - NVMe

HPE 3.2TB NVMe Gen5 High Performance Mixed Use E3S EC1 EDSFF SPDM CM7 SSD P61191-B21

HPE 6.4TB NVMe Gen5 High Performance Mixed Use E3S EC1 EDSFF SPDM CM7 SSD P61195-B21

HPE 1.6TB NVMe Gen5 Mainstream Performance Mixed Use E3S EC1 CD8P SSD P69241-B21

HPE 3.2TB NVMe Gen5 Mainstream Performance Mixed Use E3S EC1 CD8P SSD P69243-B21

HPE 6.4TB NVMe Gen5 Mainstream Performance Mixed Use E3S EC1 CD8P SSD P69245-B21

HPE 3.2TB NVMe Gen5 High Performance Mixed Use E3S EC1 PS1030 SSD P70399-B21

HPE 6.4TB NVMe Gen5 High Performance Mixed Use E3S EC1 PS1030 SSD P70401-B21

HPE 12.8TB NVMe Gen5 High Performance Mixed Use E3S EC1 PS1030 SSD P70403-B21

HPE 1.6TB NVMe Gen5 Mainstream Performance Mixed Use E3S EC1 EDSFF SPDM PE1030 SSD P77262-B21

HPE 3.2TB NVMe Gen5 Mainstream Performance Mixed Use E3S EC1 EDSFF SPDM PE1030 SSD P77265-B21

HPE 6.4TB NVMe Gen5 Mainstream Performance Mixed Use E3S EC1 EDSFF SPDM PE1030 SSD P77267-B21



Core Options

Very Read Optimized – NVMe

HPE 3.84TB NVMe Gen4 Mainstream Performance Very Read Optimized E3S EC1 EDSFF P5430 SSD	P63930-B21
HPE 7.68TB NVMe Gen4 Mainstream Performance Very Read Optimized E3S EC1 EDSFF P5430 SSD	P63934-B21
HPE 15.36TB NVMe Gen4 Mainstream Performance Very Read Optimized E3S EC1 EDSFF P5430 SSD	P63938-B21
HPE 30.72TB NVMe Gen4 Mainstream Performance Very Read Optimized E3S EC1 EDSFF P5430 SSD	P79065-B21

SED (Self-Encryption Drive) – NVMe

HPE 3.2TB NVMe Gen5 High Performance Mixed Use E3S EC1 Self-encrypting FIPS 140-3 CM7 SSD	P70669-B21
HPE 6.4TB NVMe Gen5 High Performance Mixed Use E3S EC1 Self-encrypting FIPS 140-3 CM7 SSD	P70672-B21
HPE 7.68TB NVMe Gen5 High Performance Read Intensive E3S EC1 Self-encrypting FIPS 140-3 CM7 SSD	P70674-B21
HPE 15.36TB NVMe Gen5 High Performance Read Intensive E3S EC1 Self-encrypting FIPS 140-3 CM7 SSD	P79122-B21

LFF Solid State Drives

Read Intensive – 6G SATA

HPE 960GB SATA 6G Read Intensive LFF LPC Multi Vendor SSD	P47808-B21
---	------------

Mixed Use – 12G SAS

HPE 960GB SAS 12G Mixed Use LFF LPC Value SAS Multi Vendor SSD	P37009-B21
--	------------

LFF Hard Disk Drive

Midline - 12G SAS

HPE 12TB SAS 12G Business Critical 7.2K LFF LP 1-year Warranty Helium 512e Multi Vendor HDD	881781-B21
HPE 8TB SAS 12G Business Critical 7.2K LFF LP 1-year Warranty 512e Multi Vendor HDD	834031-B21
HPE 2TB SAS 12G Business Critical 7.2K LFF LP 1-year Warranty Multi Vendor HDD	833926-B21
HPE 4TB SAS 12G Business Critical 7.2K LFF LP 1-year Warranty Multi Vendor HDD	833928-B21
HPE 6TB SAS 12G Business Critical 7.2K LFF LP 1-year Warranty 512e Multi Vendor HDD	861746-B21
HPE 16TB SAS 12G Business Critical 7.2K LFF LP 1-year Warranty Helium 512e ISE Multi Vendor HDD	P23608-B21
HPE 20TB SAS 12G Business Critical 7.2K LFF LP 1-year Warranty Helium 512e ISE Multi Vendor HDD	P53553-B21
HPE 24TB SAS 12G Business Critical 7.2K LFF LP 1-year Warranty Helium 512e ISE Multi Vendor HDD	P68583-B21

Midline - 6G SATA

HPE 2TB SATA 6G Business Critical 7.2K LFF LP 1-year Warranty Multi Vendor HDD	861681-B21
HPE 4TB SATA 6G Business Critical 7.2K LFF LP 1-year Warranty Multi Vendor HDD	861683-B21
HPE 1TB SATA 6G Business Critical 7.2K LFF LP 1-year Warranty Multi Vendor HDD	861686-B21
HPE 8TB SATA 6G Business Critical 7.2K LFF LP 1-year Warranty 512e Multi Vendor HDD	834028-B21
HPE 6TB SATA 6G Business Critical 7.2K LFF LP 1-year Warranty 512e Multi Vendor HDD	861742-B21
HPE 16TB SATA 6G Business Critical 7.2K LFF LP 1-year Warranty Helium 512e ISE Multi Vendor HDD	P23449-B21
HPE 20TB SATA 6G Business Critical 7.2K LFF LP 1-year Warranty Helium 512e ISE Multi Vendor HDD	P53554-B21
HPE 24TB SATA 6G Business Critical 7.2K LFF LP 1-year Warranty Helium 512e ISE Multi Vendor HDD	P68585-B21

SFF Hard Disk Drive

Enterprise - 12G SAS

HPE 2.4TB SAS 12G Mission Critical 10K SFF BC 3-year Warranty 512e Multi Vendor HDD	P28352-B21
HPE 1.2TB SAS 12G Mission Critical 10K SFF BC 3-year Warranty Multi Vendor HDD	P28586-B21
HPE 300GB SAS 12G Mission Critical 10K SFF BC 3-year Warranty Multi Vendor HDD	P40430-B21
HPE 600GB SAS 12G Mission Critical 10K SFF BC 3-year Warranty Multi Vendor HDD	P53561-B21
HPE 1.8TB SAS 12G Mission Critical 10K SFF BC 3-year Warranty 512e Multi Vendor HDD	P53562-B21

SED (Self-Encryption Drive)

HPE 2.4TB SAS 12G Mission Critical 10K SFF BC 3yr Wty 512e FIPS 140-2 TAA-compliant HDD	P28618-B21
HPE 1.2TB SAS 12G Mission Critical 10K SFF BC 3yr Wty FIPS 140-2 TAA-compliant HDD	P28622-B21



Core Options

Optical Drives

HPE 9.5mm SATA DVD-ROM Optical Drive	726536-B21
HPE 9.5mm SATA DVD-RW Optical Drive	726537-B21
HPE Mobile USB DVD-RW Optical Drive	701498-B21

Riser Cards

HPE ProLiant Compute DL345 Gen12 Slot 3 Riser Kit	P81904-B21
HPE ProLiant Compute DL345 Gen12 Slot 1/2 Riser Kit	P81905-B21
HPE ProLiant Compute DL345 Gen12 Slot 4/5 Riser Kit	P81906-B21

Notes:

- PCIe Slot 6 riser is the default in all CTO servers.
- Slot1/2 riser kit (P81905-B21) can be selected after selecting slot3 riser kit (P81904-B21).

HPE ProLiant Compute DL3X5 Gen12 OCP SlotB x8 Enablement Kit	P81908-B21
HPE ProLiant Compute DL340 Gen12 Front GPU Primary Front OCP Enablement Kit	P77277-B21
HPE ProLiant Compute DL345 Gen12 Front OCP Enablement Kit	P81903-B21

Notes:

- OCP slot B is not hardwired to the processor. Any device installed on OCP B requires one or two OCP B enablement kits (P81908-B21), depending on the bandwidth required from the device.
- Both Front OCP enablement kits can only support the SFF/EDSFF CTO server.
- The Front Secondary OCP enablement Kit (P81903-B21) can only be selected after selecting the Front Primary OCP enablement Kit (P77277-B21).

Networking

HPE Ethernet Adapters

PCIe Stand up

Broadcom BCM5719 Ethernet 1Gb 4-port BASE-T Adapter for HPE	P51178-B21
Broadcom BCM57416 Ethernet 10Gb 2-port BASE-T Adapter for HPE	P26253-B21
Broadcom BCM57412 Ethernet 10Gb 2-port SFP+ Adapter for HPE	P26259-B21
Broadcom BCM57414 Ethernet 10/25Gb 2-port SFP28 Adapter for HPE	P26262-B21
Broadcom BCM57504 Ethernet 10/25Gb 4-port SFP28 Adapter for HPE	P26264-B21
Intel E810-XXVDA2 Ethernet 10/25Gb 2-port SFP28 Adapter for HPE	P08443-B21
Mellanox MCX631102AS-ADAT Ethernet 10/25Gb 2-port SFP28 Adapter for HPE	P42044-B21
Intel E810-XXVDA4 Ethernet 10/25Gb 4-port SFP28 Adapter for HPE	P08458-B21
NVIDIA Ethernet 10/25Gb 2-port SFP28 NVMe-oF Crypto Adapter for HPE	S2A69A
Mellanox MCX623106AS-CDAT Ethernet 100Gb 2-port QSFP56 Adapter for HPE	P25960-B21
Intel E810-CQDA2 Ethernet 100Gb 2-port QSFP28 Adapter for HPE	P21112-B21
NVIDIA Ethernet 100Gb 2-port NVMe-oF Offload Adapter for HPE	R8M41A
Broadcom BCM57608 Ethernet 100Gb 2-port QSFP112 Adapter for HPE	P73111-B21

OCP 3.0

Broadcom BCM5719 Ethernet 1Gb 4-port BASE-T OCP3 Adapter for HPE	P51181-B21
Broadcom BCM57412 Ethernet 10Gb 2-port SFP+ OCP3 Adapter for HPE	P26256-B21
Broadcom BCM57416 Ethernet 10Gb 2-port BASE-T OCP3 Adapter for HPE	P10097-B21
Broadcom BCM57414 Ethernet 10/25Gb 2-port SFP28 OCP3 Adapter for HPE	P10115-B21
Broadcom BCM57504 Ethernet 10/25Gb 4-port SFP28 OCP3 Adapter for HPE	P26269-B21
Intel E810-XXVDA2 Ethernet 10/25Gb 2-port SFP28 OCP3 Adapter for HPE	P10106-B21
Intel E810-XXVDA4 Ethernet 10/25Gb 4-port SFP28 OCP3 Adapter for HPE	P41614-B21
Mellanox MCX631432AS-ADAI Ethernet 10/25Gb 2-port SFP28 OCP3 Adapter for HPE	P42041-B21
Intel E810-CQDA2 Ethernet 100Gb 2-port QSFP28 OCP3 Adapter for HPE	P22767-B21
Broadcom BCM57608 Ethernet 100Gb 2-port QSFP112 OCP3 Adapter for HPE	P73114-B21



Core Options

HPE InfiniBand Adapters

PCIe Stand up

HPE InfiniBand NDR200/Ethernet 200GbE 2-port QSFP112 PCIe5 x16 MCX755106AC-HEAT Adapter	P65333-B21
HPE InfiniBand NDR200/Ethernet 200Gb 1-port OSFP PCIe5 x16 MCX75310AAS-HEAT Adapter	P45642-B22
HPE InfiniBand NDR/Ethernet 400Gb 1-port OSFP PCIe5 x16 MCX75310AAS-NEAT Adapter	P45641-B23

Fibre Channel HBAs

HPE SN1610Q 32Gb 1-port Fibre Channel Host Bus Adapter	R2E08A
HPE SN1610Q 32Gb 2-port Fibre Channel Host Bus Adapter	R2E09A
HPE SN1700Q 64Gb 1-port Fibre Channel Host Bus Adapter	R7N86A
HPE SN1700Q 64Gb 2-port Fibre Channel Host Bus Adapter	R7N87A
HPE SN1620E 32Gb 2p FC SecureHBA	S4S01A
HPE SN1720E 64Gb 2p FC SecureHBA	S4T09A

The recommended system ambient temperature matrix for the networking card is as follows.

PCIe Standup Ethernet and Infiniband adapters

CTO Server Front Storage CPU Wattage	8LFF					
	8LFF			12LFF		
	<= 300W	320-400W	500W	<= 300W	320-400W	500W
P26262-B21	30°C	30°C	25°C: Slot 5/6	30°C	30°C	Not Support: Slot 6
P08443-B21						
P42044-B21						
S2A69						
P26264-B21	30°C	25°C: Slot 2/3/5/6	25°C: Slot 2/3 Not Support: Slot 5/6	25°C: Slot 2/3/5/6	25°C: Slot 1/2/3	25°C: Slot 1 Not Support: Slot 2/3/5/6
P73111-B21						
P08458-B21						
P45642-B22						
P45641-B23	25°C: Slot 1/2/3/5/6	25°C: Slot 1/4 Not Support: Slot 2/3/5/6	25°C: Slot 1/4 Not Support: Slot 2/3/5/6	Not Support: Slot 1/2/3/5/6	25°C: Slot 4 Not Support: Slot 1/2/3/5/6	Not Support
P25960-B21						
R8M41A						
P21112-B21						

CTO Server Front Storage CPU Wattage	SFF/EDSFF					
	1 Box (8SFF or 12EDSFF)		2 Boxes (16SFF)		2 Boxes (24EDSFF)	
	<= 300W	>300W	<=400W	500W	<=400W	500W
P45641-B23	25°C: Slot 2	25°C: Slot 2/3	25°C: Slot 2/3/6	25°C: Slot 2/3/5/6	25°C: Slot 1/2/3	25°C: Slot 1/2/3/6
P25960-B21						
R8M41A						
P21112-B21						



Core Options

CTO Server		SFF/EDSFF				
Front Storage	3 Boxes (24SFF)			3 Boxes (36EDSFF)		
CPU Wattage	<= 300W	320-400W	500W	<= 300W	320-400W	500W
P26262-B21	30°C	30°C	25°C: Slot 4/5/6	30°C	30°C	25°C: Slot 5/6
P08443-B21						
P42044-B21						
S2A69						
P26264-B21	30°C	25°C: Slot 3/5/6	25°C: Slot 2/3 Not Support: Slot 4/5/6	25°C: Slot 2/6	25°C: Slot 3/5 Not Support: Slot 6	25°C: Slot 3 Not Support: Slot 5/6
P73111-B21						
P08458-B21						
P45642-B22						
P45641-B23	25°C: Slot 1/2/3/5/6	25°C: Slot 1/2/4 Not Support: Slot 3/5/6	25°C: Slot 1 Not Support: Slot 2/3/4/5/6	25°C: Slot 1/3/5 Not Support: Slot 2/6	25°C: Slot 1/2/4 Not Support: Slot 3/5/6	25°C: Slot 1/2/4 Not Support: Slot 3/5/6
P25960-B21						
R8M41A						
P21112-B21						

Notes:

- Options that are not on the list can be supported at 30C with AOC.
- If the slot number is not identified in the matrix, then the ambient temperature applies to all available slots of that type (PCIe standup or OCP).

OCP 3.0 Ethernet and Infiniband adapters

CTO Server		8LFF				
Front Storage	8LFF		12LFF			
CPU Wattage	<= 300W	320-400W	500W	<= 300W	320-400W	500W
P26269-B21	30°C	25°C: Slot B	30°C	30°C	30°C	25°C
P22767-B21						
P73114-B21		Not support: Slot B	25°C: Slot A Not support: Slot B	Not Support	Not Support	Not Support
P41614-B21						

CTO Server		SFF/EDSFF			
Front Storage	2 Boxes (16SFF)		2 Boxes (24EDSFF)		
CPU Wattage	<=400W	500W	<=400W	500W	
P26269-B21	30°C	30°C	30°C	30°C	
P22767-B21					
P73114-B21		25°C: Slot A	25°C: Slot A		
P41614-B21					



Core Options

CTO Server		SFF/EDSFF				
Front Storage		3 Box (24SFF)			3 Box (36EDSFF)	
CPU Wattage	<= 300W	320-400W	500W	<= 300W	320-400W	500W
P26269-B21	30°C	30°C	25°C	25°C	Not Support: Slot A	25°C: Slot B
P22767-B21						Not Support: Slot A
P73114-B21		25°C: Slot B	Not Support	Not Support	25°C: Slot B	Not Support
P41614-B21		Not Support: Slot A			Not Support: Slot A	

Notes:

- Options that are not on the list can be supported at 30C with AOC.
- If the slot number is not identified in the matrix, then the ambient temperature applies to all available slots of that type (PCIe standup or OCP).



Core Options

Graphics Options

NVIDIA L4 24GB PCIe Accelerator for HPE

S0K89C

Notes:

- This is a PCIe Gen4 x 16 single-width HHHL GPU card.
- Max = 6 at the rear of all CTO servers and subject to the recommended system ambient temperature.

CTO Server	8LFF		
	Front Storage	8LFF	12LFF
	CPU Wattage	<= 300W	>300W
S0K89C		25°C: Slot 1/2/3/5/6	25°C: Slot 1/4 Not Support: 2/3/5/6

CTO Server	SFF/EDSFF						
	Front Storage	1 Box (8SFF or 12EDSFF)		2 Boxes (16SFF)		2 Boxes (24EDSFF)	
	CPU Wattage	<= 300W	>300W	<=400W	500W	<=400W	500W
S0K89C		25°C: Slot 2	25°C: Slot 2/3	25°C: Slot 2/3/6	25°C: Slot 2/3/5/6	25°C: Slot 1/2/3	25°C: Slot 1/2/3/6

CTO Server	SFF/EDSFF						
	Front Storage	3 Box (24SFF)			3 Box (36EDSFF)		
	CPU Wattage	<= 300W	320-400W	500W	<= 300W	320-400W	500W
S0K89C		25°C: Slot 1/2/3/5/6	25°C: Slot 1/2/4 Not Support: Slot 3/5/6	25°C: Slot 1 Not Support: Slot 2/3/4/5/6	25°C: Slot 1/3/5 Not Support: Slot 2/6	25°C: Slot 1/2/4 Not Support: Slot 3/5/6	25°C: Slot 1/2/4 Not Support: Slot 3/5/6

Notes: If the slot number is not identified in the matrix, then the ambient temperature applies to all available slots of that type (PCIe standup).

Power and Cooling

Cooling

HPE ProLiant DL3X5 Gen11 2U Standard Heat Sink Kit

P58458-B21

HPE ProLiant Compute DL345 Gen12 Performance Heat Sink Kit

P81952-B21

HPE ProLiant DL3X5 Gen11 2U Standard Fan Kit

P58464-B21

HPE ProLiant DL3X5 Gen11 2U Performance Fan Kit

P58465-B21

Front Drive Bay	CPU cTDP	Heat Sink	Fan Kit
Up to 12LFF/ 24SFF	<=240W	Standard	Standard
	>240W	Performance	Performance
Up to 36EDSFF	<=240W	Standard	Performance
	>240W	Performance	Performance

Notes:

- Six (6) fan kits are required for all configurations.
- Require Performance Fan with <=240W CPU if any of the below options are selected
 - o EDSFF drive cages
 - o 128GB, or 256GB DIMM
 - o Graphic options



Core Options

Power Supplies

HPE Modular Common Redundant (M-CRPS) Power Supplies are newly designed to comply with Open Compute Project (OCP) specifications. They feature new form factors, increased power output, and enhanced serviceability and manageability. HPE M-CRPS Power Supplies are Titanium-rated, 96% efficient, and offer capacities up to 3200W, allowing users to right-size the power supplies for their specific server configurations. This flexibility helps reduce power waste, lower overall energy costs, and avoid trapped power capacity in the data center. For more information please visit [HPE M-CRPS](#). Prior to making a power supply selection it is highly recommended that the HPE Power Advisor be run to determine the right size power supply for your server configuration. For more information please visit [HPE Power Advisor](#).

HPE 1000W M-CRPS Titanium Hot Plug Power Supply Kit	P67240-B21
HPE 1500W M-CRPS Titanium Hot Plug Power Supply Kit	P67244-B21
HPE 2400W M-CRPS Titanium Hot Plug Power Supply Kit	P67252-B21
HPE 3200W M-CRPS Titanium Hot Plug Power Supply Kit	P67248-B21

Notes:

- All power supplies in a server should match. Mixing Power Supplies is not supported.
- Both 1000W and 1500W M-CRPS are 60mm wide with C14 input connector. 2400W M-CRPS and 3200W M-CRPS are 73.5mm wide with a C20 input connector.
- M-CRPS Titanium power supplies deliver efficiencies of up to 96%.
- Compliant with EU Lot 9 2024 minimum efficiency requirements.

Power Cords

For more Power Cords options, please refer to “HPE One Config Advance”.

If any optional Power Cords are ordered, then quantity must be equal to total number of Power Supplies on the order. All pre-configured servers include a power cord. If a different power cord is required, please visit [ProLiant Power Cables](#).

Security Options

HPE Trusted Supply Chain for HPE ProLiant	P36394-B21
---	------------

Notes:

- HPE Trusted Supply Chain is an optional security upgrade intended for agencies and regulated industries needing enhanced security and compliance needs. Applying this option to a DL345 Gen12 CTO server ensures it is built in the USA in a secured facility by vetted HPE personnel assigned to the manufacturing processes. A multitude of checkpoints/inspections for malicious microcode and counterfeit parts are performed throughout the server build, and additional safeguards are put in place against cyber-exploits throughout the server lifecycle. Learn more at <http://www.hpe.com/security>
- This option requires Intrusion Detection Kit (P55713-B21).
- This option requires either HPE iLO Advanced 1-server License with 3yr Support on iLO Licensed Features (BD505A) or HPE iLO Advanced 1-server License with 1yr Support on iLO Licensed Features (512485-B21)
- One instance of the following Electronic License to Use is required per order (not per server): R6X85AAE (HPE Trusted Supply Chain E-LTU)
- This option cannot be selected with TAA instruction SKU or TAA CTO Models.

HPE ProLiant DL385 Gen11 Intrusion Cable Kit	P55713-B21
--	------------

Notes: This provides a physical connection from the chassis board and hood and detects any physical intrusion into the chassis, providing security during the entire supply chain process of shipping, receiving distribution, and operation.

HPE Gen11 2U Bezel Kit	P50400-B21
------------------------	------------

HPE Bezel Lock Kit	875519-B21
--------------------	------------

Notes: The Bezel lock kit (875519-B21) must be selected along with the bezel kit (P50400-B21).



Core Options

Accessories

HPE ProLiant Compute Gen12 Optical Disk Drive USB to SATA Signal Cable Kit	P72199-B21
HPE ProLiant Compute DL3X0 Gen12 SP MHS Serial Port Enablement Kit	P71432-B21

Notes: P71432-B21 supports an optional serial port at the rear of the server.

Rack Options

HPE DL3XX Gen11 Easy Install Rail 2 Kit	P52351-B21
HPE ProLiant Compute DL3XX Gen12 2U Cable Management Arm for Rail Kit	P70744-B21

Notes:

- HPE rail kits are designed to work with HPE racks in compliance with industry standard EIA-310-E. In the event a customer elects to purchase a third-party rack for use with an HPE rail kit, any such use is at the customer's own risk. HPE makes no express or implied warranties with respect to such third-party racks and specifically disclaims any implied warranties of merchantability and fitness for a particular purpose. Furthermore, HPE has no obligation and assumes no liability for the materials, design, specifications, installation, safety, and compatibility of any such third-party racks with any rail kits, including HPE rail kits.
- Hewlett-Packard Enterprise recommends that a minimum of two people be required for all Rack Server installations. Please refer to your installation instructions for the proper tools and the number of people to use for any installation.
- If CMA is selected, then the Rail kit must be selected
- P52341-B21 supports both 8LFF CTO server and SFF/EDSFF CTO server.

HPE Compute Ops Management

HPE Compute Ops Management Standard 3-year Upfront ProLiant SaaS	R7A11AAE
HPE Compute Ops Management Standard 5-year Upfront ProLiant SaaS	R7A12AAE
HPE Compute Cloud Management Server FIO Enablement	S1A05A
HPE Compute Ops Management Standard with ProLiant Enablement	S2R34AAE
HPE Compute Ops Management Advanced 3-year Upfront ProLiant SaaS	S5E59AAE
HPE Compute Ops Management Advanced 5-year Upfront ProLiant SaaS	S5E60AAE
HPE Compute Ops Management Advanced 7-year Upfront ProLiant SaaS	S5E61AAE
HPE Compute Ops Management Standard 7-year Upfront ProLiant SaaS	S2E10AAE
HPE Compute Ops Management Advanced Flex with ProLiant Enablement	S6C28AAE

For more information, visit the HPE Compute Ops Management QuickSpecs:

<https://www.hpe.com/psnow/doc/a50004263enw>

Supported Servers – CTO only. No OEM. – Complete list can be found here: Latest Supported Server List:

<https://www.hpe.com/info/com-supported-servers>



Core Options

Some options may not be integrated at the factory. To ensure only valid configurations are ordered, Hewlett Packard Enterprise recommends the use of an HPE approved configurator. Contact your local sales representative for additional information.

Server Management Software

iLO

HPE iLO Advanced Electronic License with 1yr Support on iLO Licensed Features	E6U59ABE
HPE iLO Advanced Electronic License with 3yr Support on iLO Licensed Features	E6U64ABE
HPE iLO Advanced 1-server License with 3yr Support on iLO Licensed Features	BD505A
HPE iLO Advanced AKA Tracking License with 3yr Support on iLO Licensed Features	BD507A
HPE iLO Advanced 1-server License with 1yr Support on iLO Licensed Features	512485-B21
HPE iLO Advanced AKA Tracking License with 1yr Support on iLO Licensed Features	512487-B21

OneView Management Software

HPE OneView w/o iLO including 3yr 24x7 Support Track 1-server LTU	P8B25A
HPE OneView w/o iLO including 3yr 24x7 Support Flexible Quantity E-LTU	P8B26AAE
HPE OneView w/o iLO including 3yr 24x7 Support 1-server FIO LTU	P8B31A
HPE OneView including 3yr 24x7 Support Flexible Quantity E-LTU	E5Y35AAE
HPE OneView including 3yr 24x7 Support Track 1-server LTU	E5Y36A
HPE OneView for ProLiant DL Server including 3yr 24x7 Support FIO Bundle Physical 1-server LTU	E5Y43A
HPE OneView for ProLiant DL Server including 3yr 24x7 Support Bundle Track 1-server LTU	E5Y44A

HPE Racks

- Please see the [HPE Advanced Series Racks QuickSpecs](#) for information on additional racks options and rack specifications.
[HPE G2 Advanced Series Racks](#)
- Please see the [HPE Enterprise Series Racks QuickSpecs](#) for information on additional racks options and rack specifications.
[HPE G2 Enterprise Series Racks](#)

HPE Power Distribution Units (PDUs)

- Please see the [HPE Basic Power Distribution Units \(PDU\) QuickSpecs](#) for information on these products and their specifications.
- Please see the [HPE Metered Power Distribution Units \(PDU\) QuickSpecs](#) for information on these products and their specifications.
- Please see the [HPE Intelligent Power Distribution Unit \(PDU\) QuickSpecs](#) for information on these products and their specifications.
- Please see the [HPE Metered and Switched Power Distribution Units \(PDU\) QuickSpecs](#) for information on these products and their specifications.

HPE Uninterruptible Power Systems (UPS)

- To learn more, please visit the [HPE Uninterruptible Power Systems \(UPS\) web page](#).
- Please see the [HPE DirectFlow Three Phase Uninterruptible Power System QuickSpecs](#) for information on these products and their specifications.
- Please see the [HPE Line Interactive Single Phase UPS QuickSpecs](#) for information on these products and their specifications.



Additional Options

HPE Support Services

Installation & Start-up Services

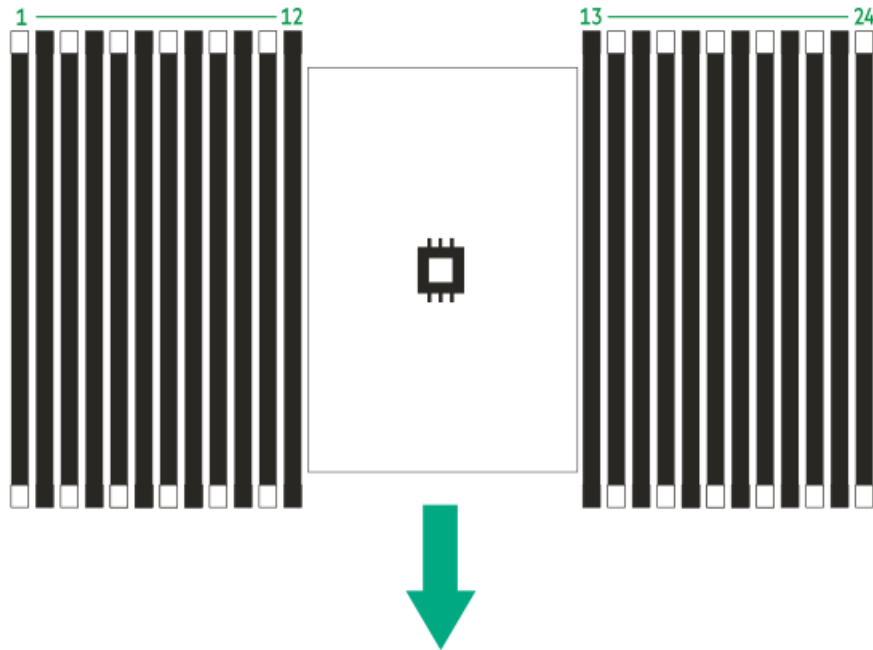
HPE ProLiant DL/ML Install Service	U4554E
HPE ProLiant DL/ML Startup Service	U4555E

Tech Care

HPE 3 Year Tech Care Essential ProLiant DL345 Gen12 Service	H52HV
HPE 3 Year Tech Care Essential wDMR ProLiant DL345 Gen12 Service	H52HW
HPE 3 Year Tech Care Essential wCDMR ProLiant DL345 Gen12 Service	H52HX
HPE 4 Year Tech Care Essential ProLiant DL345 Gen12 Service	H52JK
HPE 4 Year Tech Care Essential wDMR ProLiant DL345 Gen12 Service	H52JL
HPE 4 Year Tech Care Essential wCDMR ProLiant DL345 Gen12 Service	H52JM
HPE 5 Year Tech Care Essential ProLiant DL345 Gen12 Service	H52JZ
HPE 5 Year Tech Care Essential wDMR ProLiant DL345 Gen12 Service	H52KB
HPE 5 Year Tech Care Essential wCDMR ProLiant DL345 Gen12 Service	H52KC
HPE 6 Year Tech Care Essential ProLiant DL345 Gen12 Service	H52KN
HPE 6 Year Tech Care Essential wDMR ProLiant DL345 Gen12 Service	H52KQ
HPE 7 Year Tech Care Essential ProLiant DL345 Gen12 Service	H52KV
HPE 7 Year Tech Care Essential wDMR ProLiant DL345 Gen12 Service	H52KW



Memory



The arrow points to the front of the server

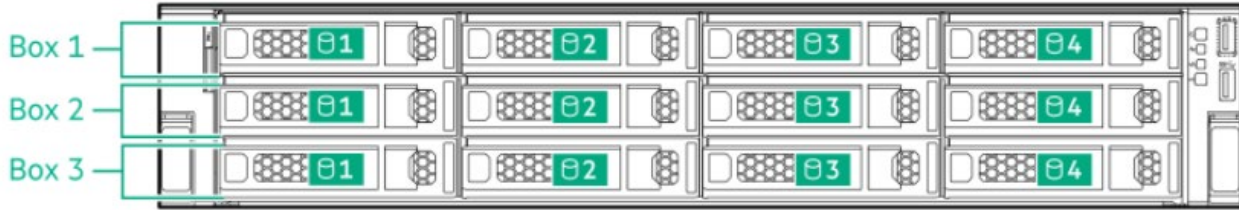
General Memory Population Rules and Guidelines:

- Install DIMMs only after the corresponding processor is installed.
- To maximize performance, it is recommended to balance the total memory capacity between all installed processors.
- The maximum memory speed is a function of the memory type, memory configuration, and processor model.
- The maximum memory capacity is a function of the number of DIMM slots on the platform, the largest DIMM capacity qualified on the platform, the number and model of installed processors qualified on the platform.
- To realize the performance memory capabilities listed in this document, HPE DDR5 Smart Memory is required. For additional information, please see the: **[HPE DDR5 Smart Memory QuickSpecs](#)**
- For details on the Memory Population Rules and Guidelines with AMD EPYC 9005 series processors, please go to: **<https://www.hpe.com/psnow/doc/a50007481enw>**

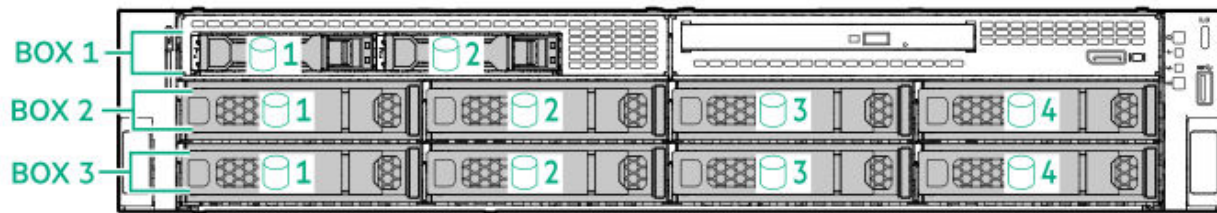


Technical Specifications

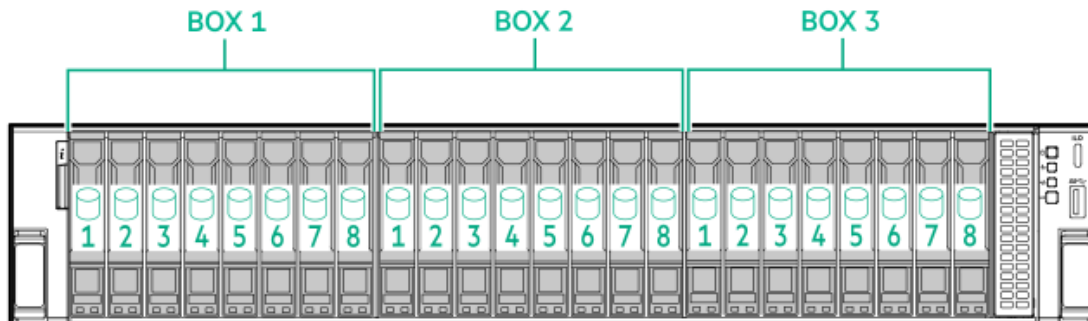
Drive Bay Numbering



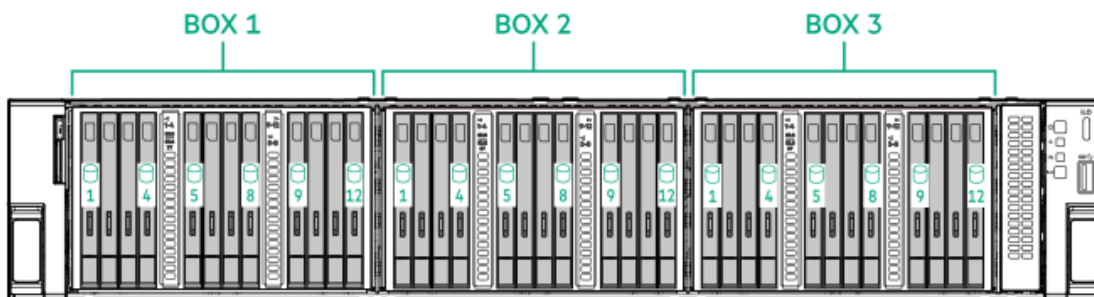
12LFF drive bay, 8LFF CTO server (P819457-B21)



8LFF + 2SFF drive bay, 8LFF CTO server (P819457-B21)



24SFF drive bay, SFF/EDSFF CTO server (P81948-B21)



36EDSFF drive bay, SFF/EDSFF CTO server (P81948-B21)



Technical Specifications

System Unit

Dimension and Weight

CTO Server	Height x Width x Depth	System Configuration	Max Weight (approximate)
8LFF CTO server (P819457-B21)	8.75 x 44.8 x 65.61 (cm) 3.45 x 17.64 x 25.83 (in)	1 CPU, 24 DDR5 DIMMs, 12 LFF drives, 2 M-CRPS, 6 Fans	26.62 KG (58.68 lb)
SFF/EDSFF CTO server (P81948-B21)	8.75 x 44.8 x 63.95 (cm) 3.45 x 17.64 x 25.18 (in)	1 CPU, 24 DDR5 DIMMs, 36 E3.S drives, 2 M-CRPS, 6 Fans	22.6 KG (49.82 lb)

Input Requirements (per power supply)

Rated Line Voltage

- 100 to 120 VAC
- 200 to 240 VAC

BTU Rating

Maximum

- For 3200W M-CRPS Power Supply: 5142 (at 100 VAC), 11699 (at 240 VAC)
- For 2400W M-CRPS Power Supply: 4268 (at 100 VAC), 8532 (at 240 VAC)
- For 1500W M-CRPS Power Supply: 3792 (at 100 VAC), 5560 (at 200 VAC)
- For 1000W M-CRPS Power Supply: 3044 (at 100 VAC), 3680 (at 200 VAC)

Power Supply Output (per power supply)

- **Rated Steady-State Power**
 - For 3200W M-CRPS Power Supply: 1600W: (at 100-127 VAC), 3200W (at 200-240 VAC), 3200W (at 240 VDC) input for China only
 - For 2400W M-CRPS Power Supply: 1200W: (at 100-127 VAC), 2400W (at 200-240 VAC), 2400W (at 240 VDC) input for China only
 - For 1500W M-CRPS Power Supply: 1000W: (at 100 VAC), 1100W (at 110-120 VAC), 1500W (at 200-240 VAC), 1500W (at 240 VDC) input for China only
 - For 1000W M-CRPS Power Supply: 800W: (at 100-120 VAC), 1000W (at 200-240 VAC), 1000W (at 240 VDC) input for China only
- **Maximum Peak Power**
 - For 3200W M-CRPS Power Supply: 1600W: (at 100-127 VAC), 3200W (at 200-240 VAC), 3200W (at 240 VDC) input for China only
 - For 2400W M-CRPS Power Supply: 2400W (at 100 to 127 VAC), 2400W (at 200 to 240 VAC), 2400W (at 240 VDC) input for China only
 - For 1500W M-CRPS Power Supply: 1000W: (at 100 VAC), 1100W (at 110-120 VAC), 1500W (at 200-240 VAC), 1500W (at 240 VDC) input for China only
 - For 1000W M-CRPS Power Supply: 800W: (at 100-120 VAC), 1000W (at 200-240 VAC), 1000W (at 240 VDC) input for China only
- For more information on power specifications and technical content, reference the [HPE M-CRPS QuickSpecs](#)



Technical Specifications

System Inlet Temperature

- **Standard Operating Temperature**

10° to 35°C (50° to 95°F) at sea level with an altitude derating of 1.0°C per every 305 m (1.8°F per every 1000 ft.) above sea level to a maximum of 3050 m (10,000 ft.), no direct sustained sunlight. The maximum rate of change is 20°C/hr. (36°F/hr.). The upper limit and rate of change may be limited by the type and number of options installed.

System performance during standard operating support may be reduced if operating with a fan fault or above 30°C (86°F).

- **Extended Ambient Operating Temperature**

For approved hardware configurations, the supported system inlet range is extended to be: 5° to 10°C (41° to 50°F) and 35° to 40°C (95° to 104°F) at sea level with an altitude derating of 1.0°C per every 175 m (1.8°F per every 574 ft.) above 900 m (2953 ft.) to a maximum of 3050 m (10,000 ft.). The approved hardware configurations for this system are listed at the URL: <http://www.hpe.com/servers/ashrae>

For approved hardware configurations, the supported system inlet range is extended to be: 40° to 45°C (104° to 113°F) at sea level with an altitude derating of 1.0°C per every 125 m (1.8°F per every 410 ft.) above 900 m (2953 ft.) to a maximum of 3050 m (10,000 ft.). The approved hardware configurations for this system are listed at the URL: <http://www.hpe.com/servers/ashrae>

System performance may be reduced if operating in the extended ambient operating range or with a fan fault.

- **Non-operating**

-30° to 60°C (-22° to 140°F). Maximum rate of change is 20°C/hr. (36°F/hr.).

Relative Humidity

- **Operating**

8% to 90% - Relative humidity (Rh), 28°C maximum wet bulb temperature, non-condensing.

- **Non-operating** (non-condensing)

5 to 95% relative humidity (Rh), 38.7°C (101.7°F) maximum wet bulb temperature, non-condensing.

Altitude

- **Operating**

3050 m (10,000 ft.). This value may be limited by the type and number of options installed. The maximum allowable altitude change rate is 457 m/min (1500 ft./min).

- **Non-operating**

9144 m (30,000 ft.). Maximum allowable altitude change rate is 457 m/min (1500 ft./min).

Emissions Classification (EMC) – Regulatory Information

To view the regulatory information for your product, view the Safety and Compliance Information for Server, Storage, Power, Networking, and Rack Products, available at the Hewlett Packard Enterprise Support Center:

<http://www.hpe.com/support/Safety-Compliance-EnterpriseProducts>

Acoustic Noise

Listed are the declared mean A-Weighted sound power levels (LwAm), declared average bystander position A-Weighted sound pressure levels (LpAm), and the statistical adder for verification, Kv, is a quantity to be added to the declared mean A-weighted sound power level, LwA,m when the product is operating in a 23°C ambient environment. Noise emissions were measured in accordance with ISO 7779 (ECMA 74) and declared in accordance with ISO 9296 (ECMA 109). The listed sound levels apply to standard shipping configurations. Additional options may result in increased sound levels. Please have your HPE representative provide information from the HPE EMESC website for further technical details regarding the configurations listed below.



Technical Specifications

		Entry Configuration	Performance Configuration
Idle	LWA,m	4.7 B	5.8 B
	LpAm	32 dBA	44 dBA
	Kv	0.4 B	0.4 B
Operating	LWA,m	4.7 B	5.8 B
	LpAm	32 dBA	44 dBA
	Kv	0.4 B	0.4 B

Notes:

- All measurements made to conform to ISO 7779 / ECMA-74 and declared to conform to ISO 9296 / ECMA-109. Operating mode is represented by 50% of CPU.
- The results in this declaration apply only to the specific configuration listed below when operating and tested according to the indicated modes and standards. A system with additional configuration components or increased operating functionality may increase the noise emission values.
 - o Entry Configuration: 1x AMD EPYC 9015 CPU, 2x 16GB DDR5 DIMM, 2x SFF SATA SSD, 1x 1000W PSU.
 - o Performance Configuration: 1x AMD EPYC 9555P CPU, 12x 32GB DDR5 DIMM, 6x EEDSFF NVMe SSD, 2x 1500W PSU.
- The declared mean A-weighted sound power level, LWA,m, is computed as the arithmetic average of the measured.
- A-weighted sound power levels for a randomly selected sample, rounded to the nearest 0,1 B.
- The declared mean A-weighted emission sound pressure level, LpA,m, is computed as the arithmetic average of the measured A-weighted emission sound pressure levels at the bystander positions for a randomly selected sample, rounded to the nearest 1 dB.
- The statistical adder for verification, Kv, is a quantity to be added to the declared mean A-weighted sound power level, LWA,m, such that there will be a 95% probability of acceptance, when using the verification procedures of ISO 9296, if no more than 6,5 % of the batch of new equipment, has A-weighted sound power levels greater than (LWA,m + Kv).
- The quantity, LWA,c (formerly called LWAd), can be computed from the sum of LWA,m and Kv.
- B, dB, abbreviations for bels and decibels, respectively, where 1 B = 10 dB.
- System under abnormal conditions may increase the noise level, persons in the vicinity of the product [cabinet] for extended periods of time should consider wearing hearing protection or using other means to reduce noise exposure.

Environment-friendly Products and Approach - End-of-life Management and Recycling

Hewlett Packard Enterprise offers **end-of-life product return, trade-in, and recycling programs** in many geographic areas, for our products. Products returned to Hewlett Packard Enterprise will be recycled, recovered, or disposed of in a responsible manner.

The EU WEEE directive (2002/95/EC) requires manufacturers to provide treatment information for each product type for use by treatment facilities. This information (product disassembly instructions) is posted on the Hewlett Packard Enterprise website. These instructions may be used by recyclers and other WEEE treatment facilities as well as Hewlett Packard Enterprise OEM customers who integrate and re-sell Hewlett Packard Enterprise equipment.



Summary of Changes

Date	Version History	Action	Description of Change
07-Jul-2025	<u>Version 1</u>	New	New QuickSpecs.




Copyright

Make the right purchase decision.
Contact our presales specialists.



Shape the Future of QuickSpecs – Your Input Matters



© Copyright 2025 Hewlett Packard Enterprise Development LP. The information contained herein is subject to change without notice. The only warranties for Hewlett Packard Enterprise products and services are set forth in the express warranty statements accompanying such products and services. Nothing herein should be construed as constituting an additional warranty. Hewlett Packard Enterprise shall not be liable for technical or editorial errors or omissions contained herein.

AMD® and EPYC® are registered trademarks of Advanced Micro Devices Corporation in the U.S. and other countries.

Microsoft®, Windows®, and Windows Server® are U.S. registered trademarks of the Microsoft group of companies.

For hard drives, 1GB = 1 billion bytes. Actual formatted capacity is less

a50009233enw - 17265 - Worldwide - V1 - 07-July-2025

